

**Race No. 1 Distance 2240m**


Plc	No	Horse	Margin	Time	Lead Time	Last Mile	Last 800m	Last 400m
1	4	HATTIE	0	2:53.20	48.93s	2:04.27	59.54s	29.60s
2	5	SINGING THE GIRL	1.2	2:53.29	48.61s	2:04.68	59.96s	30.12s
3	1	THREE ONE TWO ONE	6.4	2:53.69	47.89s	2:05.80	61.11s	30.61s
4	6	BACARDI CHARDY	9.6	2:53.93	50.00s	2:03.93	59.49s	29.83s
5	2	YANKEE VELVET	12.2	2:54.13	48.24s	2:05.89	61.17s	30.65s
6	7	PERSEVERANSE	27	2:55.26	49.26s	2:06.00	61.26s	31.16s
7	3	LETHAL LES	39.5	2:56.21	47.50s	2:08.71	64.01s	33.51s

**Race No. 2 Distance 2240m**

Plc	No	Horse	Margin	Time	Lead Time	Last Mile	Last 800m	Last 400m
1	6	QUEEN OF LOVE	0	2:50.30	48.68s	2:01.62	59.26s	29.02s
2	2	SHIELD MAIDEN	25.4	2:52.17	48.65s	2:03.52	60.95s	30.55s
3	4	ONE MUSCLE HILL	33.7	2:52.78	48.36s	2:04.42	62.09s	31.77s
4	3	CHARLIE WALKER	41.6	2:53.36	48.13s	2:05.22	62.57s	31.99s
5	5	BLUE SPARKLER	56.9	2:54.48	49.21s	2:05.27	62.66s	32.30s
6	7	FLING IT RAINBOW	62	2:54.86	47.80s	2:07.06	64.43s	33.96s
7	1	ABITOFADREAMER	68.7	2:55.35	49.69s	2:05.66	63.20s	33.41s

**Race No. 3 Distance 2240m**

Plc	No	Horse	Margin	Time	Lead Time	Last Mile	Last 800m	Last 400m
1	5	CAPTAIN MCCRAW	0	2:53.90	50.13s	2:03.77	59.10s	28.82s
2	7	HES THEMIGHTYSPIN	2.6	2:54.09	48.40s	2:05.69	60.40s	29.49s
3	2	LUTETIA	5.8	2:54.32	49.69s	2:04.64	59.87s	29.72s
4	4	ARU AND ME	27.8	2:55.94	49.12s	2:06.82	61.66s	30.60s
5	1	AMUNET	283.4	3:14.66	48.61s	2:26.04	81.21s	45.66s



**PJ HARNESS ANALYSER**  
**HORSE REPORTS RAW DATA**  
 All your sectional needs  
 Check us out at [www.pjdata.com.au](http://www.pjdata.com.au) and now on Facebook

**Race No. 4 Distance 1720m**


Plc	No	Horse	Margin	Time	Lead Time	Last Mile	Last 800m	Last 400m
1	2	YELLOW BOW	0	2:07.30	7.76s	1:59.54	59.59s	29.56s
2	3	LETS GO LOHI	0.2	2:07.31	7.70s	1:59.61	59.91s	29.91s
3	6	MYNAMEISRUBY	6	2:07.75	8.73s	1:59.02	59.41s	29.69s
4	1	TWO TELL	8.3	2:07.92	8.10s	1:59.82	59.89s	29.76s
5	5	SHARGARI	8.3	2:07.92	8.85s	1:59.07	59.26s	29.46s
6	8	STEAM ROLLED	10.2	2:08.06	8.46s	1:59.60	59.65s	29.32s
7	4	FIRE OFFICIAL	12.7	2:08.25	8.60s	1:59.65	60.30s	30.48s
8	9	JUMPSTART	44.5	2:10.63	8.95s	2:01.68	61.85s	31.60s
9	10	ALWAYS A DUCHESS	46	2:10.74	8.37s	2:02.37	63.13s	32.52s

**Race No. 5 Distance 1720m**

Plc	No	Horse	Margin	Time	Lead Time	Last Mile	Last 800m	Last 400m
1	4	ENDEAVOUR STRIDE	0	2:02.40	7.78s	1:54.62	55.98s	28.03s
2	5	HEAVEN ATTRACTS	0.8	2:02.46	7.94s	1:54.51	55.74s	27.72s
3	3	TARGARYEN HANOVER	1.9	2:02.53	7.45s	1:55.09	56.45s	28.53s
4	6	CHRISSEY DIVINYL	13.4	2:03.35	7.50s	1:55.85	57.94s	29.34s
5	8	REGARDLESS	15.1	2:03.47	7.85s	1:55.62	57.66s	28.56s
6	7	DAN FERNANDO	20.7	2:03.87	7.37s	1:56.50	58.15s	29.44s
7	1	CHEDDAR VALLEY	24.1	2:04.11	7.24s	1:56.87	58.62s	29.43s
8	2	OUT OF CHARACTER	74.5	2:07.69	7.10s	2:00.59	62.53s	33.32s

**Race No. 6 Distance 1720m**

Plc	No	Horse	Margin	Time	Lead Time	Last Mile	Last 800m	Last 400m
1	4	CELEBRITA	0	2:06.40	7.50s	1:58.90	58.40s	29.00s
2	1	SIMPLY HEAVENLY	11.8	2:07.26	7.66s	1:59.59	58.94s	29.46s
3	10	BLUE CHIPPED	14	2:07.42	8.69s	1:58.73	58.17s	29.55s
4	9	CONFUSIONANDELAY	23.2	2:08.08	8.54s	1:59.54	58.90s	29.54s
5	3	CANDY MANDY	25.3	2:08.23	7.76s	2:00.48	59.72s	30.05s
6	6	THE BLUE WREN	28.1	2:08.44	8.26s	2:00.18	58.87s	30.24s
7	2	ALDEBARAN JAZZI	30.9	2:08.64	8.11s	2:00.53	59.84s	30.12s
8	8	FRIDAY THIRTEENTH	31.6	2:08.69	8.14s	2:00.56	60.06s	30.58s
9	7	WILL HE STAR	43.9	2:09.58	7.58s	2:02.00	61.39s	31.70s
10	5	BRAD CULLEN	50.3	2:10.05	8.50s	2:01.55	61.06s	31.14s



**PJ HARNESS ANALYSER**  
**HORSE REPORTS RAW DATA**  
 All your sectional needs  
 Check us out at [www.pjdata.com.au](http://www.pjdata.com.au) and now on Facebook




**Race No. 7 Distance 2240m**

Plc	No	Horse	Margin	Time	Lead Time	Last Mile	Last 800m	Last 400m
1	5	JEMSTONE GLORY	0	2:44.80	47.19s	1:57.61	57.05s	28.34s
2	2	OUR MASTER GEORGE	1.3	2:44.89	46.60s	1:58.29	57.69s	28.89s
3	9	SHAQ	5.6	2:45.20	46.82s	1:58.38	57.79s	29.06s
4	7	CROCROCK	12.4	2:45.69	48.22s	1:57.47	56.97s	28.60s
5	8	FLETCHAS ROY	15.8	2:45.94	47.52s	1:58.42	57.89s	29.74s
6	3	DOUBLE O HEAVEN	19.1	2:46.18	47.28s	1:58.90	58.30s	29.43s
7	4	ANDREW JAY	23.9	2:46.52	47.71s	1:58.81	58.34s	29.73s
8	6	ARISTOCRAT CHESTER	25.5	2:46.64	47.87s	1:58.77	58.26s	29.82s
9	1	SEAROVER	73.9	2:50.12	46.91s	2:03.21	62.59s	33.69s

**Race No. 8 Distance 2240m**

Plc	No	Horse	Margin	Time	Lead Time	Last Mile	Last 800m	Last 400m
1	5	JAK MAGIC	0	2:47.40	45.70s	2:01.70	58.70s	29.70s
2	1	GLENS OF TEKOA	3.8	2:47.68	46.12s	2:01.56	58.64s	29.60s
3	10	OVERREACTION	5.2	2:47.79	46.86s	2:00.93	58.05s	28.66s
4	8	OUR PONTIAC	5.7	2:47.82	46.42s	2:01.40	58.46s	29.40s
5	2	CALCULATING DANCER	8.9	2:48.06	46.31s	2:01.75	59.00s	30.02s
6	6	PADDINGTON CENTRAL	29.4	2:49.58	46.96s	2:02.62	59.84s	30.78s
7	9	CALEDONIAN TERRA	67.8	2:52.43	46.61s	2:05.82	62.91s	33.40s
8	7	NOBLE JULIA	95.2	2:54.47	47.19s	2:07.28	64.35s	34.70s

Harness Racing Victoria nor the provider accepts any responsibility for the completeness or accuracy of any of the information contained herein, and makes no representations about its suitability for any particular purpose. Users should make their own judgements about those matters and/or seek independent advice. You assume all risks associated with use of the data provided on this page.





## PJ HARNESS ANALYSER

### HORSE REPORTS RAW DATA

All your sectional needs

Check us out at [www.pjdata.com.au](http://www.pjdata.com.au) and now on Facebook



