


Race No. 1 Distance 1720m

Plc	No	Horse	Margin	Time	Lead Time	Last Mile	Last 800m	Last 400m
1	9	ZAREM	0	2:08.30	7.89s	2:00.41	57.79s	28.79s
2	5	ALDEBARAN ALISSA	4.5	2:08.63	7.60s	2:01.03	58.28s	29.38s
3	10	FEAR NOT	7.1	2:08.82	8.32s	2:00.50	57.99s	28.77s
4	1	ALLAWART BOB	7.6	2:08.85	7.40s	2:01.45	58.65s	29.65s
5	2	ICICLE	7.7	2:08.86	7.69s	2:01.17	58.18s	29.14s
6	3	NAMOSCAR	9.4	2:08.98	8.09s	2:00.89	57.65s	28.36s
7	4	FLING ABOUT	10.1	2:09.03	7.80s	2:01.23	58.02s	28.87s
8	7	FEAR THE YANKEE	11.3	2:09.12	8.17s	2:00.95	57.47s	29.88s
9	8	SONNY BROOKE	11.5	2:09.14	9.47s	1:59.67	57.66s	28.48s
10	11	DOWN UNDER EARL	14	2:09.32	8.52s	2:00.80	58.16s	28.90s

Race No. 2 Distance 2240m

Plc	No	Horse	Margin	Time	Lead Time	Last Mile	Last 800m	Last 400m
1	12	CASTLE RETREAT	0	2:43.80	45.38s	1:58.42	56.12s	28.10s
2	8	YOUNG ROOSTER	9.1	2:44.45	44.47s	1:59.98	57.39s	28.12s
3	9	ROSARITO MISS	12.2	2:44.67	44.56s	2:00.10	57.51s	29.27s
4	5	LOTTIE MOON	12.6	2:44.69	45.79s	1:58.91	56.71s	28.63s
5	6	MAXACTOR	14	2:44.79	43.97s	2:00.83	58.25s	29.38s
6	1	FRANKIE	16.3	2:44.96	44.17s	2:00.78	58.21s	28.90s
7	10	DIAMOND CULLEN	18	2:45.08	44.95s	2:00.13	57.64s	29.07s
8	3	CELESTIAL GOSSIP	20.3	2:45.24	46.35s	1:58.89	57.02s	28.86s
9	13	OHOKA MAXIMUS	21.3	2:45.31	45.13s	2:00.18	57.97s	28.69s
10	7	OUTBACK SHADOW	22.1	2:45.37	45.49s	1:59.88	57.72s	28.68s
11	2	LADY LANI	22.4	2:45.39	44.26s	2:01.13	58.56s	29.68s
12	4	TRITTRITTBANGBANG	73	2:48.98	43.80s	2:05.18	62.64s	33.23s



PJ HARNESS ANALYSER
HORSE REPORTS
RAW DATA
 All your sectional needs
 Check us out at www.pjdata.com.au and now on Facebook



Race No. 3 Distance 2240m


Plc	No	Horse	Margin	Time	Lead Time	Last Mile	Last 800m	Last 400m
1	4	SLEEPEE	0	2:47.20	46.60s	2:00.60	58.20s	29.20s
2	9	C K SPUR	12.2	2:48.09	47.87s	2:00.22	58.19s	29.48s
3	10	ALDEBARAN CRESCENT	17	2:48.44	48.28s	2:00.16	58.17s	29.48s
4	6	NORQUAY	22.2	2:48.82	48.71s	2:00.11	58.36s	29.83s
5	8	JACKSON SQUARE	28.2	2:49.26	47.72s	2:01.54	59.22s	29.96s
6	7	IMPERIAL WHIZ	30	2:49.39	47.47s	2:01.92	59.86s	31.13s
7	5	CYCLONE S ADAMS	30.1	2:49.40	47.12s	2:02.28	60.20s	30.62s
8	3	ANYWHERE HUGO	32.3	2:49.56	48.09s	2:01.47	59.15s	29.98s
9	2	NEXT THRU	33.1	2:49.62	47.01s	2:02.60	60.24s	31.13s
10	1	ROYAL CHARLOTTE	69.7	2:52.29	47.38s	2:04.91	62.57s	33.32s

Race No. 4 Distance 1720m

Plc	No	Horse	Margin	Time	Lead Time	Last Mile	Last 800m	Last 400m
1	3	SEACHANGE	0	2:06.30	7.10s	1:59.20	56.40s	27.30s
2	6	ALIENS EXIST	3.7	2:06.55	7.70s	1:58.85	56.38s	27.32s
3	1	LOPEZ	3.8	2:06.56	7.48s	1:59.08	56.37s	27.26s
4	2	RUBY WINGATE	8.9	2:06.91	7.61s	1:59.30	56.44s	27.32s
5	5	ORCHID STRIDE	10.1	2:06.99	7.70s	1:59.29	56.24s	27.16s
6	4	STAR OF TIMPANY	14	2:07.26	7.38s	1:59.87	56.81s	27.72s

Race No. 5 Distance 2240m

Plc	No	Horse	Margin	Time	Lead Time	Last Mile	Last 800m	Last 400m
1	6	MACH DAN	0	2:41.00	48.62s	1:52.38	54.16s	27.20s
2	5	REACTOR NOW	0.8	2:41.05	46.90s	1:54.15	54.45s	27.56s
3	8	I CAST NO SHADOW	13.3	2:41.91	48.03s	1:53.88	54.38s	27.03s
4	2	KANENA PROVLIMA	17.1	2:42.18	47.96s	1:54.22	54.99s	27.88s
5	4	ALPINE STRIDE	18.6	2:42.28	47.32s	1:54.96	55.37s	28.26s
6	9	BULLETPROOF BOY	21.7	2:42.49	48.68s	1:53.81	54.71s	27.66s
7	3	IDEALSOMEMAGIC	23.7	2:42.63	48.31s	1:54.32	55.14s	28.04s
8	1	DIAMONDS N CASH	33.5	2:43.30	47.67s	1:55.63	56.07s	28.69s
9	7	FORTY THIEVES	39.7	2:43.73	48.37s	1:55.36	55.86s	28.17s



PJ HARNESS ANALYSER
HORSE REPORTS
RAW DATA
 All your sectional needs
 Check us out at www.pjdata.com.au and now on Facebook

Race No. 6 Distance 1720m


Plc	No	Horse	Margin	Time	Lead Time	Last Mile	Last 800m	Last 400m
1	4	PLAN CE	0	2:04.10	6.90s	1:57.20	56.00s	27.37s
2	9	ZOLIVER	1.9	2:04.23	7.55s	1:56.69	55.73s	27.40s
3	5	VANITY BAY	2	2:04.24	6.97s	1:57.26	56.44s	27.84s
4	1	RADIUS	4.5	2:04.41	7.22s	1:57.19	56.01s	27.33s
5	7	WATCH LIST	5	2:04.45	7.42s	1:57.02	56.43s	27.62s
6	3	JILLIBY ADORE	8.3	2:04.67	7.06s	1:57.61	56.38s	27.57s
7	8	HEAVEN IN LOCKSLEY	8.7	2:04.70	7.55s	1:57.16	56.01s	27.31s
8	10	OFF THE RADAR	9.3	2:04.74	7.93s	1:56.81	56.05s	27.33s
9	2	CANT TOP THIS	15.2	2:05.15	7.06s	1:58.09	56.10s	27.73s
10	11	MAJOR MANBAR	202.8	2:18.14	7.83s	2:10.31	69.57s	41.01s

Race No. 7 Distance 2240m

Plc	No	Horse	Margin	Time	Lead Time	Last Mile	Last 800m	Last 400m
1	2	GLEN AVRIL KING	0	2:43.30	45.60s	1:57.70	56.10s	27.90s
2	1	PEMBROOK CHARLIE	0.4	2:43.33	45.90s	1:57.42	55.83s	27.63s
3	8	MAJOR MEISTER	1.9	2:43.43	46.38s	1:57.05	55.62s	27.43s
4	6	PUNTARNO STRIDE	2.8	2:43.50	45.87s	1:57.62	56.20s	27.98s
5	7	IM NO OUTLAW	5.5	2:43.68	46.76s	1:56.93	55.56s	27.36s
6	4	HUGO ROCKS	7.4	2:43.82	47.55s	1:56.26	55.40s	27.69s
7	9	ASSASSINATOR	7.8	2:43.84	46.93s	1:56.91	55.78s	27.89s
8	5	TYPHOON STRIDE	10.2	2:44.01	46.21s	1:57.80	56.41s	28.19s
9	10	SONNY WEAVER	10.2	2:44.01	47.25s	1:56.76	55.67s	27.75s
10	3	HULI NIEN	25.1	2:45.05	46.60s	1:58.45	57.31s	29.41s

Race No. 8 Distance 1720m

Plc	No	Horse	Margin	Time	Lead Time	Last Mile	Last 800m	Last 400m
1	3	VAN MARA	0	2:02.10	7.00s	1:55.10	55.20s	28.00s
2	5	AMPLE POWER	4.5	2:02.42	7.43s	1:54.99	55.00s	27.95s
3	7	WATCH PULP FICTION	9.6	2:02.77	7.90s	1:54.88	54.76s	27.76s
4	8	JILLIBY LORENZO	10.6	2:02.84	8.31s	1:54.53	54.22s	27.51s
5	6	ARDEN VOYAGER	12.5	2:02.97	7.35s	1:55.62	55.26s	28.20s
6	4	BONCEL BENJAMIN	15.7	2:03.20	7.10s	1:56.10	56.08s	29.00s
7	9	YORKSHIRE	16.6	2:03.26	8.05s	1:55.22	54.94s	27.90s
8	1	UPANATOM	16.9	2:03.28	7.19s	1:56.09	56.06s	28.82s
9	2	VEE ROCK	22.1	2:03.65	7.66s	1:55.99	56.06s	28.71s




PJ HARNESS ANALYSER
HORSE REPORTS
RAW DATA
 All your sectional needs
 Check us out at www.pjdata.com.au and now on Facebook

Race No. 9 *Distance* 2240m

Plc	No	Horse	Margin	Time	Lead Time	Last Mile	Last 800m	Last 400m
1	7	DELIGHTFUL JAZZ	0	2:42.30	46.53s	1:55.77	56.21s	27.68s
2	3	IOLANTA	2.9	2:42.51	45.20s	1:57.31	57.41s	28.81s
3	2	SIX ELEMENTS	5.8	2:42.71	45.89s	1:56.83	57.00s	28.26s
4	1	LARAJAY MACRAY	14.9	2:43.37	45.56s	1:57.81	57.97s	29.28s
5	5	KEAYANG DESTINY	22.8	2:43.93	46.10s	1:57.83	58.17s	29.62s
6	4	ROCKASAKI	35.7	2:44.85	45.70s	1:59.15	59.42s	30.95s

Harness Racing Victoria nor the provider accepts any responsibility for the completeness or accuracy of any of the information contained herein, and makes no representations about its suitability for any particular purpose. Users should make their own judgements about those matters and/or seek independent advice. You assume all risks associated with use of the data provided on this page.



PJ HARNESS ANALYSER
HORSE REPORTS RAW DATA
 All your sectional needs
 Check us out at www.pjdata.com.au and now on Facebook

