

**Race No. 1 Distance 2240m**

| Plc | No | Horse               | Margin | Time    | Lead Time | Last Mile | Last 800m | Last 400m |
|-----|----|---------------------|--------|---------|-----------|-----------|-----------|-----------|
| 1   | 5  | ARDEN VOYAGER       | 0      | 2:40.30 | 45.60s    | 1:54.70   | 54.70s    | 27.10s    |
| 2   | 7  | HIGHWAY TO HEAVEN   | 8.6    | 2:40.88 | 45.92s    | 1:54.96   | 55.04s    | 27.41s    |
| 3   | 8  | BRACKENREID         | 14.2   | 2:41.26 | 46.22s    | 1:55.04   | 55.09s    | 27.37s    |
| 4   | 1  | STREITKID           | 14.7   | 2:41.29 | 45.92s    | 1:55.37   | 55.41s    | 27.70s    |
| 5   | 11 | TRITTRITTBANGBANG   | 17.1   | 2:41.45 | 46.51s    | 1:54.94   | 55.01s    | 27.25s    |
| 6   | 12 | VILLACCI            | 20.1   | 2:41.65 | 46.94s    | 1:54.71   | 54.88s    | 27.15s    |
| 7   | 13 | WOULD YOU MIND      | 25.2   | 2:42.00 | 47.94s    | 1:54.06   | 54.71s    | 27.22s    |
| 8   | 3  | STINGRAY TARA       | 27.2   | 2:42.13 | 46.92s    | 1:55.22   | 55.38s    | 27.63s    |
| 9   | 9  | THE LAST CHANCE     | 29.6   | 2:42.29 | 47.31s    | 1:54.99   | 55.60s    | 28.10s    |
| 9   | 6  | DIKERRY             | 29.6   | 2:42.29 | 46.22s    | 1:56.07   | 56.18s    | 28.38s    |
| 11  | 10 | MAJOR ASSASSIN      | 30     | 2:42.32 | 47.62s    | 1:54.70   | 55.34s    | 27.85s    |
| 12  | 4  | THE RED MOON RISING | 31.6   | 2:42.43 | 46.57s    | 1:55.86   | 55.95s    | 28.19s    |

**Race No. 2 Distance 2240m**

| Plc | No | Horse                | Margin | Time    | Lead Time | Last Mile | Last 800m | Last 400m |
|-----|----|----------------------|--------|---------|-----------|-----------|-----------|-----------|
| 1   | 4  | JUSTAMOLLYARCHER     | 0      | 2:47.70 | 46.70s    | 2:01.00   | 58.30s    | 28.90s    |
| 2   | 6  | CYCLONE S ADAMS      | 1.6    | 2:47.81 | 47.07s    | 2:00.74   | 58.10s    | 28.50s    |
| 3   | 2  | DELS DESTINY         | 4.5    | 2:48.02 | 47.44s    | 2:00.58   | 57.94s    | 28.38s    |
| 4   | 10 | NORQUAY              | 4.6    | 2:48.03 | 48.67s    | 1:59.36   | 58.11s    | 28.97s    |
| 5   | 5  | IZMOK                | 8.5    | 2:48.31 | 48.06s    | 2:00.25   | 58.06s    | 28.92s    |
| 6   | 7  | A JEWEL IN THE CROWN | 24.8   | 2:49.48 | 48.99s    | 2:00.49   | 58.59s    | 29.72s    |
| 7   | 3  | ANDOVER SUN          | 33.7   | 2:50.12 | 49.29s    | 2:00.83   | 59.12s    | 29.55s    |
| 8   | 9  | SWISS MISS           | 48.2   | 2:51.16 | 48.39s    | 2:02.78   | 60.59s    | 31.75s    |
| 9   | 1  | OUR THUNDER BUDDY    | 57.9   | 2:51.86 | 47.99s    | 2:03.87   | 61.51s    | 31.90s    |
| 10  | 8  | IMPERIAL WHIZ        | 105.8  | 2:55.30 | 48.30s    | 2:07.00   | 64.68s    | 35.06s    |



**PJ HARNESS ANALYSER** Version 3.05 Out Now!  
**HORSE REPORTS / RAW DATA**  
 All your sectional needs  
 Check us out at [www.pjdata.com.au](http://www.pjdata.com.au)



**Race No. 3 Distance 1720m**


| Plc | No | Horse            | Margin | Time    | Lead Time | Last Mile | Last 800m | Last 400m |
|-----|----|------------------|--------|---------|-----------|-----------|-----------|-----------|
| 1   | 4  | SANTA CASA BEACH | 0      | 2:00.50 | 6.90s     | 1:53.60   | 55.67s    | 28.20s    |
| 2   | 10 | RADIUS           | 4.8    | 2:00.84 | 8.09s     | 1:52.75   | 55.33s    | 27.93s    |
| 3   | 1  | MYNAMEISJEFF     | 4.9    | 2:00.85 | 6.90s     | 1:53.95   | 56.54s    | 28.95s    |
| 4   | 9  | PATSBEACHSTORM   | 5.7    | 2:00.91 | 7.78s     | 1:53.12   | 55.73s    | 28.35s    |
| 5   | 8  | PLAN CE          | 6.2    | 2:00.94 | 7.32s     | 1:53.62   | 56.33s    | 28.70s    |
| 6   | 3  | LETS MAKE TRACKS | 9.5    | 2:01.18 | 7.50s     | 1:53.68   | 55.90s    | 28.27s    |
| 7   | 7  | ORBIE            | 11.5   | 2:01.32 | 7.66s     | 1:53.66   | 55.49s    | 27.92s    |
| 8   | 6  | HUGO ROCKS       | 12.9   | 2:01.42 | 7.72s     | 1:53.70   | 55.82s    | 28.21s    |
| 9   | 5  | YIANNI           | 14     | 2:01.50 | 7.10s     | 1:54.40   | 56.95s    | 29.45s    |
| 10  | 2  | CARLOAD          | 14.4   | 2:01.52 | 7.47s     | 1:54.05   | 56.59s    | 28.96s    |

**Race No. 4 Distance 1720m**

| Plc | No | Horse              | Margin | Time    | Lead Time | Last Mile | Last 800m | Last 400m |
|-----|----|--------------------|--------|---------|-----------|-----------|-----------|-----------|
| 1   | 6  | IOLANTA            | 0      | 2:00.90 | 7.12s     | 1:53.78   | 55.70s    | 28.30s    |
| 2   | 8  | SPELLBOUND         | 0.1    | 2:00.91 | 7.68s     | 1:53.22   | 54.60s    | 27.58s    |
| 3   | 3  | ITZAMAJOR SURPRISE | 2      | 2:01.04 | 7.10s     | 1:53.94   | 55.35s    | 28.06s    |
| 4   | 9  | ROCK N ROLL CHAPEL | 4.9    | 2:01.24 | 7.37s     | 1:53.87   | 55.25s    | 28.21s    |
| 5   | 2  | BELLADONNA GIRL    | 5.8    | 2:01.31 | 6.90s     | 1:54.41   | 55.81s    | 28.41s    |
| 6   | 1  | MADAME ANNIE       | 8.8    | 2:01.52 | 7.31s     | 1:54.21   | 55.69s    | 28.29s    |
| 7   | 10 | GOODTIME HEAVEN    | 9.4    | 2:01.56 | 7.43s     | 1:54.13   | 56.18s    | 28.89s    |
| 8   | 7  | DELIGHTFUL JAZZ    | 10     | 2:01.60 | 7.57s     | 1:54.03   | 54.94s    | 27.91s    |

**Race No. 5 Distance 1720m**

| Plc | No | Horse             | Margin | Time    | Lead Time | Last Mile | Last 800m | Last 400m |
|-----|----|-------------------|--------|---------|-----------|-----------|-----------|-----------|
| 1   | 10 | ICONIC MAJOR      | 0      | 2:01.30 | 7.72s     | 1:53.58   | 54.66s    | 27.26s    |
| 2   | 1  | KISSMELVIS        | 4.4    | 2:01.60 | 6.97s     | 1:54.63   | 55.49s    | 27.72s    |
| 3   | 5  | LA PUDDIE         | 4.4    | 2:01.60 | 6.90s     | 1:54.70   | 55.80s    | 28.10s    |
| 4   | 9  | ITS BEAUJOLAIS    | 4.9    | 2:01.64 | 7.40s     | 1:54.24   | 55.31s    | 28.10s    |
| 5   | 2  | ROCKINGWITHSIERRA | 7.6    | 2:01.83 | 7.04s     | 1:54.79   | 55.39s    | 27.62s    |
| 6   | 6  | YOUNG ROOSTER     | 9.6    | 2:01.96 | 7.80s     | 1:54.17   | 54.91s    | 27.37s    |
| 7   | 8  | FOOLISH PLEASURE  | 17.7   | 2:02.52 | 7.45s     | 1:55.08   | 55.78s    | 27.93s    |
| 8   | 4  | DIVINE DIVA       | 18.3   | 2:02.56 | 7.80s     | 1:54.77   | 55.59s    | 27.54s    |
| 9   | 7  | HULI NIEN         | 23.5   | 2:02.92 | 7.66s     | 1:55.27   | 55.82s    | 28.35s    |
| 10  | 3  | MANASSA SKY       | 25.7   | 2:03.08 | 7.12s     | 1:55.95   | 57.04s    | 28.75s    |



**PJ HARNESS ANALYSER** Version 3.05 Out Now!  
**HORSE REPORTS / RAW DATA**  
 All your sectional needs  
 Check us out at [www.pjdata.com.au](http://www.pjdata.com.au)

**Race No. 6 Distance 1720m**


| Plc | No | Horse              | Margin | Time    | Lead Time | Last Mile | Last 800m | Last 400m |
|-----|----|--------------------|--------|---------|-----------|-----------|-----------|-----------|
| 1   | 1  | BOY FROM BONDI     | 0      | 1:59.60 | 6.95s     | 1:52.65   | 55.49s    | 27.79s    |
| 2   | 4  | CRIME WRITER       | 5.2    | 1:59.96 | 7.63s     | 1:52.33   | 54.50s    | 27.50s    |
| 3   | 8  | LIVE ON BROADWAY   | 8.3    | 2:00.18 | 7.34s     | 1:52.84   | 55.68s    | 28.07s    |
| 4   | 5  | OZZIE BATTLER      | 10.8   | 2:00.35 | 6.70s     | 1:53.65   | 56.55s    | 28.85s    |
| 5   | 6  | ONA HIGHWAY TOHELL | 12.7   | 2:00.49 | 7.50s     | 1:52.99   | 55.56s    | 28.07s    |
| 6   | 9  | IM NO OUTLAW       | 17.4   | 2:00.82 | 7.32s     | 1:53.50   | 55.69s    | 28.63s    |
| 7   | 7  | MAJOR MANBAR       | 20.3   | 2:01.02 | 7.93s     | 1:53.09   | 55.22s    | 28.25s    |
| 8   | 2  | STEEL SCREENS      | 23     | 2:01.21 | 7.04s     | 1:54.17   | 56.40s    | 29.33s    |
| 9   | 3  | MAESTRO BELLINI    | 31.3   | 2:01.79 | 7.21s     | 1:54.58   | 57.33s    | 29.60s    |
| 10  | 10 | WHEREYABINBOPPIN   | 63.5   | 2:04.04 | 7.63s     | 1:56.41   | 60.02s    | 32.17s    |

**Race No. 7 Distance 2240m**

| Plc | No | Horse             | Margin | Time    | Lead Time | Last Mile | Last 800m | Last 400m |
|-----|----|-------------------|--------|---------|-----------|-----------|-----------|-----------|
| 1   | 12 | NEPHEW OF SONOKO  | 0      | 2:48.60 | 49.59s    | 1:59.01   | 58.11s    | 28.67s    |
| 2   | 1  | ANYWHERE HUGO     | 3.5    | 2:48.85 | 47.90s    | 2:00.95   | 58.55s    | 28.95s    |
| 3   | 2  | MAH MUKKER        | 9.5    | 2:49.28 | 48.26s    | 2:01.01   | 58.68s    | 28.99s    |
| 4   | 5  | COL DU GALIBIER   | 10.7   | 2:49.36 | 48.93s    | 2:00.43   | 58.16s    | 28.45s    |
| 5   | 10 | YMBRO WASTED      | 11     | 2:49.38 | 48.99s    | 2:00.39   | 58.53s    | 29.10s    |
| 6   | 9  | PEREGRINE PHOENIX | 11.1   | 2:49.39 | 49.45s    | 1:59.94   | 58.21s    | 28.85s    |
| 7   | 8  | IMSETTOGO         | 14.2   | 2:49.61 | 48.60s    | 2:01.01   | 58.72s    | 29.01s    |
| 8   | 4  | ROYAL CHARLOTTE   | 15.5   | 2:49.71 | 48.34s    | 2:01.37   | 58.48s    | 28.74s    |
| 9   | 7  | TEETREETOMMY      | 16.8   | 2:49.80 | 48.02s    | 2:01.78   | 58.87s    | 29.00s    |
| 10  | 6  | SCRUFFY DOOLAN    | 17     | 2:49.81 | 49.39s    | 2:00.43   | 58.31s    | 28.57s    |
| 11  | 3  | FEAR NOT          | 19.6   | 2:50.00 | 48.66s    | 2:01.34   | 58.47s    | 28.69s    |
| 12  | 13 | BRANDLO PRINCE    | 22     | 2:50.17 | 50.01s    | 2:00.16   | 58.65s    | 29.24s    |

**Race No. 8 Distance 2240m**

| Plc | No | Horse            | Margin | Time    | Lead Time | Last Mile | Last 800m | Last 400m |
|-----|----|------------------|--------|---------|-----------|-----------|-----------|-----------|
| 1   | 2  | LOVE INA CHEVY   | 0      | 2:40.50 | 45.81s    | 1:54.69   | 55.26s    | 27.54s    |
| 2   | 6  | SIRLETIC         | 0.2    | 2:40.51 | 46.82s    | 1:53.70   | 54.36s    | 27.16s    |
| 3   | 4  | BONCEL BENJAMIN  | 2.1    | 2:40.65 | 45.10s    | 1:55.55   | 56.35s    | 28.05s    |
| 4   | 7  | SONNY WEAVER     | 7.2    | 2:41.00 | 47.16s    | 1:53.84   | 54.54s    | 27.05s    |
| 5   | 3  | IDEALSOMEMAGIC   | 7.2    | 2:41.00 | 46.16s    | 1:54.84   | 55.45s    | 27.35s    |
| 6   | 5  | MAJESTIC CRUISER | 12.7   | 2:41.38 | 46.50s    | 1:54.88   | 55.52s    | 27.41s    |
| 7   | 1  | GLEN AVRIL KING  | 90.8   | 2:46.80 | 45.46s    | 2:01.34   | 61.93s    | 33.43s    |



**PJ HARNESS ANALYSER** Version 3.05 Out Now!  
**HORSE REPORTS / RAW DATA**  
 All your sectional needs  
 Check us out at [www.pjdata.com.au](http://www.pjdata.com.au)




**Race No. 9 Distance 2240m**

| Plc | No | Horse             | Margin | Time    | Lead Time | Last Mile | Last 800m | Last 400m |
|-----|----|-------------------|--------|---------|-----------|-----------|-----------|-----------|
| 1   | 6  | MONARO MARO       | 0      | 2:44.60 | 46.30s    | 1:58.30   | 58.00s    | 29.40s    |
| 2   | 8  | SPARKLING SUCCESS | 0.8    | 2:44.66 | 47.99s    | 1:56.67   | 57.73s    | 29.08s    |
| 3   | 3  | TRAVEL BUG        | 15.4   | 2:45.73 | 46.96s    | 1:58.77   | 58.39s    | 29.28s    |
| 4   | 5  | PANTZUP           | 24     | 2:46.35 | 47.28s    | 1:59.07   | 58.63s    | 29.53s    |
| 5   | 2  | ROBBIE ROYALE     | 36.2   | 2:47.25 | 46.61s    | 2:00.64   | 60.23s    | 31.02s    |
| 6   | 7  | SAVANNAH JAY JAY  | 43     | 2:47.74 | 48.31s    | 1:59.43   | 59.82s    | 30.66s    |
| 7   | 4  | MY SKYPOCKET      | 67     | 2:49.50 | 47.65s    | 2:01.85   | 61.99s    | 32.76s    |
| 8   | 1  | POWDERKEG         | 140.8  | 2:54.89 | 51.44s    | 2:03.45   | 60.94s    | 31.29s    |

**Race No. 10 Distance 2240m**

| Plc | No | Horse            | Margin | Time    | Lead Time | Last Mile | Last 800m | Last 400m |
|-----|----|------------------|--------|---------|-----------|-----------|-----------|-----------|
| 1   | 9  | MISS BLUE GLORY  | 0      | 2:44.60 | 45.20s    | 1:59.40   | 57.50s    | 28.40s    |
| 2   | 7  | AROCKNATTHEPARK  | 3.7    | 2:44.86 | 45.54s    | 1:59.32   | 57.46s    | 28.34s    |
| 3   | 8  | POCKET THEDEAL   | 4.4    | 2:44.91 | 46.17s    | 1:58.74   | 56.89s    | 27.75s    |
| 4   | 2  | BELITTLED        | 6.4    | 2:45.05 | 46.29s    | 1:58.76   | 57.06s    | 28.15s    |
| 5   | 4  | YANKEE LINCOLN   | 8.5    | 2:45.20 | 46.70s    | 1:58.50   | 56.91s    | 28.24s    |
| 6   | 1  | IMAGE OF STARZZZ | 8.5    | 2:45.20 | 45.84s    | 1:59.36   | 57.49s    | 28.35s    |
| 7   | 5  | GUPTAS CULLEN    | 9.8    | 2:45.29 | 45.53s    | 1:59.76   | 57.94s    | 28.85s    |
| 8   | 6  | AZZA             | 10.5   | 2:45.34 | 46.90s    | 1:58.44   | 56.96s    | 27.98s    |
| 9   | 3  | SEIZE POWER      | 16.7   | 2:45.78 | 45.94s    | 1:59.83   | 58.09s    | 29.08s    |

Harness Racing Victoria nor the provider accepts any responsibility for the completeness or accuracy of any of the information contained herein, and makes no representations about its suitability for any particular purpose. Users should make their own judgements about those matters and/or seek independent advice. You assume all risks associated with use of the data provided on this page.



**PJ HARNESS ANALYSER** Version 3.05 Out Now!  
**HORSE REPORTS / RAW DATA**  
 All your sectional needs  
 Check us out at [www.pjdata.com.au](http://www.pjdata.com.au)