

Race No. 1 Distance 1720m


| Plc | No | Horse | Margin | Time | Lead Time | Last Mile | Last 800m | Last 400m |
|-----|----|---------------------|--------|---------|-----------|-----------|-----------|-----------|
| 1 | 9 | LETSROCKLETSROLL | 0 | 2:02.20 | 7.39s | 1:54.81 | 56.25s | 28.05s |
| 2 | 3 | ONESMARTFELLA | 3.5 | 2:02.45 | 7.00s | 1:55.45 | 56.81s | 28.64s |
| 3 | 2 | CHASE THE HAT TRICK | 3.7 | 2:02.46 | 6.92s | 1:55.54 | 57.16s | 28.86s |
| 4 | 6 | LA PUDDIE | 3.8 | 2:02.47 | 6.80s | 1:55.67 | 56.87s | 28.57s |
| 5 | 1 | MISTER FORTUNIA | 3.8 | 2:02.47 | 7.07s | 1:55.40 | 56.56s | 28.26s |
| 6 | 7 | THE LAST CHANCE | 7.2 | 2:02.71 | 7.67s | 1:55.04 | 56.18s | 28.02s |
| 7 | 10 | FOOLISH PLEASURE | 8.9 | 2:02.83 | 7.44s | 1:55.40 | 56.60s | 28.35s |
| 8 | 11 | STREITKID | 15 | 2:03.27 | 7.65s | 1:55.62 | 56.70s | 29.21s |
| 9 | 4 | BATMAN BARRY | 15.3 | 2:03.29 | 7.07s | 1:56.22 | 57.02s | 28.91s |

Race No. 2 Distance 1720m

| Plc | No | Horse | Margin | Time | Lead Time | Last Mile | Last 800m | Last 400m |
|-----|----|-----------------|--------|---------|-----------|-----------|-----------|-----------|
| 1 | 5 | QUEEN OF CRIME | 0 | 2:04.70 | 7.40s | 1:57.30 | 57.60s | 29.00s |
| 2 | 2 | NAKED AMBITION | 9.9 | 2:05.41 | 7.45s | 1:57.96 | 57.95s | 29.27s |
| 3 | 7 | ALDEBARAN ZEUS | 16.3 | 2:05.88 | 8.35s | 1:57.53 | 56.79s | 28.36s |
| 4 | 6 | BULLION HARRY | 17.8 | 2:05.98 | 7.73s | 1:58.25 | 58.36s | 29.66s |
| 5 | 8 | ICICLE | 18.3 | 2:06.02 | 7.96s | 1:58.06 | 57.92s | 28.96s |
| 6 | 1 | STUNNING JASPER | 18.5 | 2:06.03 | 7.61s | 1:58.42 | 58.24s | 29.30s |
| 7 | 3 | ELEGANT JET | 25.8 | 2:06.56 | 7.45s | 1:59.11 | 58.57s | 29.79s |
| 8 | 9 | BROMWICH | 26 | 2:06.57 | 8.04s | 1:58.53 | 58.14s | 29.29s |
| 9 | 11 | CARNERA | 31.4 | 2:06.96 | 8.20s | 1:58.76 | 58.50s | 29.48s |
| 10 | 10 | CELTIC CASH | 74.8 | 2:10.09 | 8.24s | 2:01.85 | 61.29s | 32.59s |

Race No. 3 Distance 2240m

| Plc | No | Horse | Margin | Time | Lead Time | Last Mile | Last 800m | Last 400m |
|-----|----|------------------|--------|---------|-----------|-----------|-----------|-----------|
| 1 | 1 | DIAMOND PARTY | 0 | 2:47.80 | 48.10s | 1:59.70 | 55.41s | 26.92s |
| 2 | 8 | ENCHANTED STRIDE | 1.2 | 2:47.88 | 48.45s | 1:59.43 | 55.20s | 26.70s |
| 3 | 3 | SHE WILL ROCK | 3.8 | 2:48.06 | 48.80s | 1:59.26 | 55.76s | 27.36s |
| 4 | 4 | PICK UP LINE | 8 | 2:48.34 | 49.12s | 1:59.22 | 55.76s | 27.29s |
| 5 | 7 | STILL HUNGOVER | 8.8 | 2:48.40 | 47.80s | 2:00.60 | 56.31s | 27.80s |
| 6 | 9 | CHEVRONS REWARD | 10.5 | 2:48.51 | 49.88s | 1:58.63 | 55.31s | 27.38s |
| 7 | 5 | LARAJAY MACRAY | 12.1 | 2:48.62 | 49.53s | 1:59.09 | 55.72s | 27.25s |
| 8 | 6 | MORNINGS | 15.4 | 2:48.84 | 49.54s | 1:59.30 | 55.59s | 27.34s |
| 9 | 2 | SHADY DANCER | 26.9 | 2:49.62 | 48.98s | 2:00.64 | 56.69s | 27.94s |



PJ HARNESS ANALYSER
AUGUST IS GIVEAWAY MONTH
 3 x Software and Subscriptions up for grabs

ENTER TO WIN

www.pjdata.com.au

Race No. 4 Distance 1720m


| Plc | No | Horse | Margin | Time | Lead Time | Last Mile | Last 800m | Last 400m |
|-----|----|-------------------|--------|---------|-----------|-----------|-----------|-----------|
| 1 | 3 | INTEREST FREE | 0 | 2:04.00 | 7.10s | 1:56.90 | 55.70s | 27.40s |
| 2 | 6 | SOLESSEO MATUCA | 10.6 | 2:04.72 | 7.88s | 1:56.84 | 55.49s | 27.26s |
| 3 | 2 | IM PRINCESS BELLA | 15 | 2:05.02 | 7.10s | 1:57.92 | 56.45s | 28.03s |
| 4 | 4 | LIGHTNING JASH | 16 | 2:05.09 | 7.30s | 1:57.79 | 56.16s | 27.97s |
| 5 | 5 | OZZIE JOY | 19.3 | 2:05.31 | 7.33s | 1:57.98 | 55.79s | 27.50s |
| 6 | 1 | IMPRINCESSNATALIE | 77 | 2:09.24 | 7.47s | 2:01.77 | 60.42s | 31.31s |

Race No. 5 Distance 1720m

| Plc | No | Horse | Margin | Time | Lead Time | Last Mile | Last 800m | Last 400m |
|-----|----|--------------------|--------|---------|-----------|-----------|-----------|-----------|
| 1 | 8 | VANDANTA | 0 | 2:02.10 | 8.14s | 1:53.96 | 55.40s | 28.19s |
| 2 | 5 | IDEALSOMEMAGIC | 3.4 | 2:02.34 | 7.20s | 1:55.14 | 55.95s | 27.84s |
| 3 | 4 | SAHARA SIROCCO | 5.9 | 2:02.52 | 8.11s | 1:54.41 | 56.20s | 28.04s |
| 4 | 9 | MALCOLMS RHYTHM | 9.3 | 2:02.76 | 7.84s | 1:54.91 | 57.02s | 28.90s |
| 5 | 3 | IM NO OUTLAW | 16.1 | 2:03.24 | 7.39s | 1:55.84 | 57.17s | 29.03s |
| 6 | 2 | OZZIE BATTLER | 20.3 | 2:03.53 | 7.10s | 1:56.43 | 58.03s | 29.83s |
| 7 | 1 | SMART LITTLE SHARD | 35.6 | 2:04.61 | 7.42s | 1:57.19 | 58.77s | 30.49s |

Race No. 6 Distance 2240m

| Plc | No | Horse | Margin | Time | Lead Time | Last Mile | Last 800m | Last 400m |
|-----|----|--------------------|--------|---------|-----------|-----------|-----------|-----------|
| 1 | 6 | TRIPLE EIGHT | 0 | 2:43.20 | 46.19s | 1:57.01 | 55.23s | 27.20s |
| 2 | 2 | BETTOR BE THE BOMB | 4.1 | 2:43.48 | 45.80s | 1:57.68 | 55.68s | 27.44s |
| 3 | 9 | TORRID SAINT | 6.4 | 2:43.63 | 46.03s | 1:57.60 | 55.37s | 27.36s |
| 4 | 4 | SIRLETIC | 8.3 | 2:43.76 | 46.99s | 1:56.77 | 54.61s | 27.33s |
| 5 | 5 | BOY FROM BONDI | 10 | 2:43.88 | 46.35s | 1:57.52 | 55.32s | 27.25s |
| 6 | 8 | BERNIE WINKLE | 11.8 | 2:44.00 | 46.45s | 1:57.54 | 55.61s | 27.19s |
| 7 | 7 | BULLETPROOF BOY | 13.7 | 2:44.13 | 46.89s | 1:57.24 | 55.42s | 27.00s |
| 8 | 3 | SAHARA TIGER | 14 | 2:44.15 | 46.69s | 1:57.46 | 55.25s | 27.12s |
| 9 | 1 | LOVE INA CHEVY | 19 | 2:44.48 | 46.13s | 1:58.35 | 56.39s | 27.97s |



Pj HARNESS ANALYSER
AUGUST IS GIVEAWAY MONTH
 3 x Software and Subscriptions up for grabs

ENTER TO WIN


www.pjdata.com.au

Race No. 7 Distance 2240m

| Plc | No | Horse | Margin | Time | Lead Time | Last Mile | Last 800m | Last 400m |
|-----|----|-----------------|--------|---------|-----------|-----------|-----------|-----------|
| 1 | 12 | KYVALLEY CHIEF | 0 | 2:49.20 | 48.19s | 2:01.01 | 57.90s | 28.81s |
| 2 | 11 | ROBBIE ROYALE | 0.4 | 2:49.23 | 47.79s | 2:01.44 | 58.27s | 29.15s |
| 3 | 7 | IS THAT A BID | 1.3 | 2:49.30 | 49.00s | 2:00.30 | 57.38s | 28.58s |
| 4 | 13 | BRANDLO PRINCE | 5.8 | 2:49.63 | 47.17s | 2:02.46 | 59.32s | 30.23s |
| 5 | 10 | GUNNING | 11.2 | 2:50.03 | 48.39s | 2:01.64 | 58.47s | 29.25s |
| 6 | 2 | IMSETTOGO | 11.2 | 2:50.03 | 47.48s | 2:02.55 | 59.38s | 30.30s |
| 7 | 6 | NORQUAY | 11.4 | 2:50.04 | 48.62s | 2:01.42 | 58.41s | 29.56s |
| 8 | 4 | IMPERIAL WHIZ | 13.8 | 2:50.22 | 47.23s | 2:03.00 | 59.69s | 30.48s |
| 9 | 3 | ZAREM | 19.3 | 2:50.63 | 47.67s | 2:02.96 | 59.73s | 30.50s |
| 10 | 1 | SCRUFFY DOOLAN | 28.8 | 2:51.33 | 48.04s | 2:03.29 | 60.07s | 30.88s |
| 11 | 5 | ROYAL CHARLOTTE | 33.7 | 2:51.70 | 46.90s | 2:04.80 | 61.47s | 32.28s |
| 12 | 8 | CYCLONE S ADAMS | 93.5 | 2:56.13 | 48.71s | 2:07.41 | 64.08s | 33.76s |

Race No. 8 Distance 2240m

| Plc | No | Horse | Margin | Time | Lead Time | Last Mile | Last 800m | Last 400m |
|-----|----|-----------------|--------|---------|-----------|-----------|-----------|-----------|
| 1 | 9 | TANGO TARA | 0 | 2:45.40 | 49.06s | 1:56.34 | 55.64s | 28.10s |
| 2 | 11 | HULI NIEN | 3 | 2:45.61 | 50.11s | 1:55.50 | 54.39s | 26.77s |
| 3 | 2 | STINGRAY TARA | 4.8 | 2:45.74 | 49.64s | 1:56.10 | 54.86s | 27.19s |
| 4 | 5 | HUGO ROCKS | 7.8 | 2:45.94 | 49.25s | 1:56.69 | 55.47s | 27.71s |
| 5 | 7 | SOEXTRA | 11.5 | 2:46.20 | 48.86s | 1:57.35 | 56.09s | 28.36s |
| 6 | 8 | FYNN FROST | 12 | 2:46.24 | 48.95s | 1:57.29 | 56.13s | 28.13s |
| 7 | 1 | IDLE TIMES | 15.2 | 2:46.46 | 48.60s | 1:57.86 | 56.67s | 28.67s |
| 8 | 12 | IM SHADOW BOXER | 18.3 | 2:46.68 | 50.45s | 1:56.23 | 55.13s | 27.81s |
| 9 | 4 | AROCKNATTHEPARK | 18.5 | 2:46.69 | 48.20s | 1:58.49 | 57.29s | 29.39s |
| 10 | 3 | CARLOAD | 23.3 | 2:47.03 | 49.35s | 1:57.68 | 56.55s | 28.54s |



PJ HARNESS ANALYSER
AUGUST IS GIVEAWAY MONTH
 3 x Software and Subscriptions up for grabs

ENTER TO WIN

www.pjdata.com.au


Race No. 9 Distance 2240m

| Plc | No | Horse | Margin | Time | Lead Time | Last Mile | Last 800m | Last 400m |
|-----|----|-----------------|--------|---------|-----------|-----------|-----------|-----------|
| 1 | 5 | ALDEBARAN TESS | 0 | 2:49.30 | 46.90s | 2:02.40 | 58.80s | 28.50s |
| 2 | 3 | ZIGZAGZOO | 4.2 | 2:49.60 | 47.26s | 2:02.34 | 58.80s | 28.47s |
| 3 | 9 | KYVALLEY FINN | 10.6 | 2:50.05 | 48.16s | 2:01.89 | 59.08s | 28.97s |
| 4 | 10 | MOONSHINE LINDA | 16.6 | 2:50.48 | 48.85s | 2:01.63 | 58.89s | 28.76s |
| 5 | 8 | DAQUIRI | 20 | 2:50.72 | 48.28s | 2:02.43 | 58.86s | 28.67s |
| 6 | 2 | GEORGIAS PRIDE | 21.5 | 2:50.82 | 47.57s | 2:03.25 | 59.73s | 29.33s |
| 7 | 1 | FEAR NOT | 26.6 | 2:51.18 | 47.93s | 2:03.26 | 59.79s | 29.32s |
| 8 | 11 | GIL FAVOR | 20.7 | 2:50.77 | 48.48s | 2:02.29 | 59.49s | 29.37s |
| 9 | 4 | PROSTHESIS | 100.6 | 2:56.43 | 50.24s | 2:06.18 | 61.77s | 30.31s |

Race No. 10 Distance 1720m

| Plc | No | Horse | Margin | Time | Lead Time | Last Mile | Last 800m | Last 400m |
|-----|----|-------------------|--------|---------|-----------|-----------|-----------|-----------|
| 1 | 1 | BALENCIAGO | 0 | 2:05.40 | 7.20s | 1:58.20 | 56.90s | 27.40s |
| 2 | 5 | WHATS STANLEY GOT | 0.2 | 2:05.41 | 7.91s | 1:57.50 | 56.36s | 27.06s |
| 3 | 8 | WHERE'S SEGGY | 2.3 | 2:05.56 | 7.68s | 1:57.88 | 56.77s | 27.27s |
| 4 | 2 | JEMSTONE GLORY | 5.7 | 2:05.79 | 7.47s | 1:58.32 | 56.40s | 27.00s |
| 5 | 9 | IDEAL SUSPECT | 8 | 2:05.94 | 8.08s | 1:57.86 | 56.86s | 27.33s |
| 6 | 11 | STORMONT STAR | 8.2 | 2:05.96 | 8.42s | 1:57.54 | 57.23s | 27.90s |
| 7 | 7 | TOBY OGARA | 8.7 | 2:05.99 | 8.29s | 1:57.70 | 56.27s | 26.81s |
| 8 | 6 | BETTER EXCLUSIVE | 11.8 | 2:06.20 | 8.22s | 1:57.98 | 56.24s | 26.76s |
| 9 | 10 | WILLEM | 11.8 | 2:06.20 | 8.06s | 1:58.15 | 56.80s | 27.25s |
| 10 | 3 | HIGHCLERE | 12.8 | 2:06.27 | 7.78s | 1:58.49 | 56.60s | 27.22s |

Harness Racing Victoria nor the provider accepts any responsibility for the completeness or accuracy of any of the information contained herein, and makes no representations about its suitability for any particular purpose. Users should make their own judgements about those matters and/or seek independent advice. You assume all risks associated with use of the data provided on this page.



PJ HARNES ANALYSER
AUGUST IS GIVEAWAY MONTH
 3 x Software and Subscriptions up for grabs

ENTER TO WIN

www.pjdata.com.au