

Tabcorp Park Melton VIC - M-CLASS

Race 1: DNR LOGISTICS PACE - 1720m

12 March 2022 - 6:12PM



HARNESS RACING VICTORIA

RANK	TAB	Horse/ Driver	Top Speed (Km/h)	Fastest Section	First 50m 03.23	First 100m 06.43	First 200m 13.04	First Half 1:03.49	Middle Half 1:32.89	Last Half 2:01.87	Lead Time 0:07.06	1st Quarter	2nd Quarter	3rd Quarter	4th Quarter	Last Mile	Mile Rate	Distance Travelled	Gross Time/ Margin
												0:34.86 (0:27.79)	1:03.49 (0:28.64)	1:32.89 (0:29.40)	2:01.87 (0:28.98)				
1	9	SPORT MENTAL NZ	57.94	0:27.70	03.81	07.19	13.85	0:56.28	0:57.92	0:57.72	0:07.86 [10]	0:35.56 [6]	1:04.14 [5]	1:33.48 [4]	2:01.87 [1]	0:28.38	1:54.15	+6m	2:01.87
		Josh Duggan	Q1	Q1								200m	804m	807m	811m				
2	1	HOLI STARZZZ	60.58	0:27.73	03.27	06.48	13.04	0:56.37	0:58.04	0:58.46	0:07.12 [2]	0:34.86 [1]	1:03.49 [1]	1:32.89 [1]	2:01.94 [2]	0:29.05	1:54.24	+1m	0.95m
		James Herbertson	Q1	Q1								200m	804m	806m	806m				
3	7	ARCO NZ	58.87	0:28.08	03.28	06.59	13.47	0:57.31	0:58.68	0:57.66	0:07.27 [4]	0:35.35 [5]	1:04.59 [8]	1:34.04 [7]	2:02.24 [3]	0:28.20	1:54.52	+38m	5.14m
		Tayla French	Q1	Q1								201m	824m	821m	823m				
4	11	ART OF SHENG LI	59.03	0:28.45	03.56	06.88	13.77	0:57.08	0:57.80	0:57.71	0:07.55 [8]	0:36.00 [9]	1:04.63 [9]	1:33.80 [5]	2:02.34 [4]	0:28.54	1:54.61	+23m	6.21m
		Ryan Sanderson	Lead	Q1								203m	814m	815m	818m				
5	10	ROSARITO MISS	57.98	0:28.15	03.73	07.09	14.08	0:56.67	0:57.93	0:58.04	0:07.77 [9]	0:35.92 [8]	1:04.44 [7]	1:33.84 [6]	2:02.48 [5]	0:28.64	1:54.71	+6m	8.07m
		Anthony Butt	Lead	Q1								201m	806m	806m	810m				
6	5	PRAY TELL	59.94	0:27.87	03.25	06.49	13.22	0:56.45	0:58.11	0:59.09	0:07.15 [3]	0:35.02 [2]	1:03.60 [2]	1:33.13 [2]	2:02.69 [6]	0:29.56	1:54.89	+17m	10.82m
		Glenn Douglas	Q1	Q1								201m	817m	811m	809m				
7	2	BELLASTEEL	58.36	0:28.14	03.44	06.77	13.54	0:56.86	0:58.94	0:58.95	0:07.45 [6]	0:35.59 [7]	1:04.31 [6]	1:34.54 [10]	2:03.27 [7]	0:28.74	1:55.46	+19m	18.80m
		Ken Tippet	Lead	Q1								201m	813m	813m	815m				

Note: Timing is based on positional data

[] Indicates rank at the end of each section

-:--:- No data available for this section

N/A Information not available

Tabcorp Park Melton VIC - M-CLASS

Race 1: DNR LOGISTICS PACE - 1720m

12 March 2022 - 6:12PM



HARNESS RACING VICTORIA

RANK	TAB	Horse/Driver	Top Speed (Km/h)	Fastest Section	First 50m	First 100m	First 200m	First Half	Middle Half	Last Half	Lead Time	1st Quarter	2nd Quarter	3rd Quarter	4th Quarter	Last Mile	Mile Rate	Distance Travelled	Gross Time/Margin
					03.23	06.43	13.04	1:03.49	1:32.89	2:01.87	0:07.06	0:34.86 (0:27.79)	1:03.49 (0:28.64)	1:32.89 (0:29.40)	2:01.87 (0:28.98)				
8	4	EMMBER NZ	59.08	0:28.66	03.28	06.57	13.46	0:57.47	0:58.07	0:59.01	0:07.28 [5]	0:36.10 [10]	1:04.76 [10]	1:34.17 [8]	2:03.77 [8]	0:29.60	1:55.92	+12m	25.28m
		Kate Gath	Q1	Q2			200m	815m	806m	807m	109m	413m	403m	404m	404m				
9	8	ALL MAJOR	59.90	0:27.71	03.60	06.87	13.36	0:56.30	0:58.15	1:01.30	0:07.52 [7]	0:35.23 [4]	1:03.82 [3]	1:33.39 [3]	2:05.12 [9]	0:31.72	1:57.14	0m	43.29m
		Jodi Quinlan	Q1	Q1			201m	803m	805m	805m	112m	402m	402m	404m	402m				
10	3	COMMON COURTESY	60.81	0:28.07	03.23	06.43	13.09	0:56.92	0:59.20	1:05.95	0:07.06 [1]	0:35.14 [3]	1:03.99 [4]	1:34.34 [9]	2:09.94 [10]	0:35.60	2:01.72	+14m	107.42m
		Connor Ronan	Q1	Q1			200m	812m	813m	811m	108m	408m	405m	408m	404m				

Scratched: LADY LANI (6)

Note: Timing is based on positional data

[] Indicates rank at the end of each section

-:--:-- No data available for this section

N/A Information not available

Tabcorp Park Melton VIC - M-CLASS

Race 2: ALDEBARAN PARK TROT - 1720m

12 March 2022 - 6:41PM



HARNESS RACING VICTORIA

RANK	TAB	Horse/ Driver	Top Speed (Km/h)	Fastest Section	First 50m	First 100m	First 200m	First Half	Middle Half	Last Half	Lead Time	1st Quarter	2nd Quarter	3rd Quarter	4th Quarter	Last Mile	Mile Rate	Distance Travelled	Gross Time/ Margin
					03.08	06.45	13.32	1:06.15	1:35.98	2:04.88	0:07.59	0:35.66 (0:28.07)	1:06.15 (0:30.49)	1:35.98 (0:29.83)	2:04.88 (0:28.90)				
1	4	MAJESTICAL BELLE	55.42	0:28.07	03.06	06.45	13.35	0:58.56	1:00.32	0:58.72	0:07.59 [1]	0:35.66 [1]	1:06.15 [1]	1:35.98 [1]	2:04.88 [1]	0:28.91	1:56.88	+20m	2:04.88
		Chris Alford	Q1	Q1				191m	817m	809m	808m	104m	413m	405m	405m				
2	3	MY USED TO BE	55.26	0:28.50	03.10	06.52	13.37	0:58.70	1:00.04	0:58.62	0:07.67 [3]	0:36.17 [3]	1:06.38 [2]	1:36.22 [2]	2:04.99 [2]	0:28.77	1:57.06	+25m	1.53m
		Lisa Miles	Q1	Q1				189m	816m	816m	814m	104m	409m	408m	409m				
3	8	BALTICA NZ	53.03	0:28.13	03.42	06.90	13.92	0:58.62	1:00.24	0:58.40	0:08.07 [5]	0:36.20 [4]	1:06.69 [4]	1:36.45 [4]	2:05.10 [3]	0:28.65	1:57.16	+22m	2.95m
		Emmett Brosnan	Lead	Q1				198m	810m	816m	817m	114m	404m	406m	410m				
4	1	ROYAL GLENFERRIE	54.50	0:28.26	03.08	06.51	13.32	0:58.81	1:00.39	0:58.73	0:07.65 [2]	0:35.92 [2]	1:06.46 [3]	1:36.30 [3]	2:05.19 [4]	0:28.90	1:57.25	+10m	4.18m
		Kerryn Manning	Q1	Q1				189m	807m	808m	807m	104m	404m	404m	405m				
5	9	KYVALLEY FINN	51.60	0:28.52	03.49	07.05	14.28	0:58.65	0:59.74	0:58.31	0:08.26 [6]	0:36.97 [5]	1:06.91 [5]	1:36.71 [5]	2:05.22 [5]	0:28.52	1:57.25	+9m	4.47m
		Chris Svanosio	Lead	Q4				198m	807m	809m	807m	114m	403m	404m	406m				
6	2	ELECTROJET	52.29	0:28.47	03.13	06.70	13.91	0:59.14	0:59.84	0:58.23	0:07.90 [4]	0:36.97 [6]	1:07.04 [6]	1:36.81 [7]	2:05.28 [6]	0:28.47	1:57.34	+26m	5.50m
		Jack Laugher	Q4	Q4				189m	817m	815m	813m	104m	410m	408m	408m				
7	7	SWISS MISS NZ	52.36	0:28.61	03.44	07.24	14.97	0:59.07	0:58.56	0:57.76	0:08.53 [8]	0:38.18 [8]	1:07.61 [8]	1:36.75 [6]	2:05.36 [7]	0:28.61	1:57.34	+36m	6.45m
		Brad Chisholm	Q3	Q4				196m	819m	820m	821m	110m	411m	408m	412m				

Note: Timing is based on positional data

[] Indicates rank at the end of each section


-:--:- No data available for this section

N/A Information not available

Tabcorp Park Melton VIC - M-CLASS

Race 2: ALDEBARAN PARK TROT - 1720m

12 March 2022 - 6:41PM



HARNESS RACING VICTORIA

RANK	TAB	Horse/ Driver	Top Speed (Km/h)	Fastest Section	First 50m	First 100m	First 200m	First Half	Middle Half	Last Half	Lead Time	1st Quarter	2nd Quarter	3rd Quarter	4th Quarter	Last Mile	Mile Rate	Distance Travelled	Gross Time/ Margin
					03.08	06.45	13.32	1:06.15	1:35.98	2:04.88	0:07.59	0:35.66 (0:28.07)	1:06.15 (0:30.49)	1:35.98 (0:29.83)	2:04.88 (0:28.90)				
8	6	LITTLE YANKEE	51.73	0:28.66	03.25	07.01	14.60	0:59.03	0:59.27	0:58.42	0:08.30 [7]	0:37.82 [7]	1:07.34 [7]	1:37.09 [8]	2:05.75 [8]	0:28.66	1:57.72	+22m	11.65m
		Connor Ronan	Q2	Q4			190m	817m	813m	810m		105m	411m	407m	406m				
9	5	CHINESE WHISPER NZ	52.86	0:28.24	08.35	15.08	23.81	1:02.14	0:59.38	0:57.48	0:16.66 [9]	0:48.67 [9]	1:18.81 [9]	1:48.04 [9]	2:16.28 [9]	0:28.24	2:07.64	+18m	153.02m
		Kate Gath	Q4	Q4			204m	812m	809m	809m		118m	410m	403m	406m				

Scratched: SCALLYWAG SAM NZ (10)

Note: Timing is based on positional data

[] Indicates rank at the end of each section

-:--:-- No data available for this section

N/A Information not available

Tabcorp Park Melton VIC - M-CLASS

Race 3: TAB LONG MAY WE PLAY CLAIMING PACE - 2240m

12 March 2022 - 7:10PM



HARNESS RACING VICTORIA

RANK	TAB	Horse/ Driver	Top Speed (Km/h)	Fastest Section	First 50m 03.20	First 100m 06.36	First 200m 13.06	First Half 1:44.22	Middle Half 2:12.90	Last Half 2:40.56	Lead Time 0:45.23	1st Quarter	2nd Quarter	3rd Quarter	4th Quarter	Last Mile	Mile Rate	Distance Travelled	Gross Time/ Margin
												1:15.19 (0:29.96)	1:44.22 (0:29.03)	2:12.90 (0:28.68)	2:40.56 (0:27.66)				
1	8	SIRLETIC	59.20	0:26.66	03.61	06.91	13.78	0:58.90	0:57.81	0:55.38	0:46.27 [6]	1:16.09 [7]	1:45.18 [7]	2:13.90 [7]	2:40.56 [1]	0:26.66	1:55.44	+30m	2:40.56
		James Herbertson	Lead	Q4								(0:29.81)	(0:29.09)	(0:28.72)	(0:26.66)				
2	5	IM NO OUTLAW NZ	56.98	0:27.39	03.45	07.01	14.08	0:58.90	0:57.73	0:56.13	0:45.91 [4]	1:15.84 [6]	1:44.81 [5]	2:13.56 [4]	2:40.95 [2]	0:27.39	1:55.72	+4m	5:02m
		Jack Laughler	Lead	Q4								(0:29.92)	(0:28.98)	(0:28.74)	(0:27.39)				
3	1	POCKET THEDEAL NZ	58.66	0:27.73	03.34	06.64	13.41	0:58.95	0:57.73	0:56.46	0:45.54 [2]	1:15.50 [3]	1:44.50 [3]	2:13.23 [3]	2:40.96 [3]	0:27.73	1:55.72	0m	5:06m
		Monique Burnett	Lead	Q4								(0:29.95)	(0:29.00)	(0:28.73)	(0:27.73)				
4	2	AMPLE POWER	60.94	0:28.08	03.20	06.36	13.06	0:58.98	0:57.71	0:56.76	0:45.23 [1]	1:15.19 [1]	1:44.22 [1]	2:12.90 [1]	2:40.98 [4]	0:28.08	1:55.72	0m	5:36m
		Mark Pitt	Lead	Q4								(0:29.95)	(0:29.03)	(0:28.68)	(0:28.08)				
5	6	JILLIBY SYLVESTER	56.93	0:27.00	03.46	07.06	14.27	0:58.90	0:57.78	0:55.71	0:46.55 [7]	1:16.38 [8]	1:45.45 [8]	2:14.16 [8]	2:41.16 [5]	0:27.00	1:55.87	+32m	8:02m
		Glen Craven	Lead	Q4								(0:29.83)	(0:29.07)	(0:28.71)	(0:27.00)				
6	7	BOY FROM BONDI	58.25	0:28.24	03.39	06.91	14.47	0:57.42	0:57.74	0:56.98	0:46.87 [8]	1:15.28 [2]	1:44.28 [2]	2:13.04 [2]	2:41.27 [6]	0:28.24	1:55.94	+30m	9:21m
		Jordan Leedham	Lead	Q4								(0:28.42)	(0:28.99)	(0:28.75)	(0:28.24)				
7	3	FYNN FROST NZ	58.18	0:28.86	03.39	06.71	13.66	0:58.93	0:58.01	0:57.81	0:45.68 [3]	1:15.56 [4]	1:44.62 [4]	2:13.56 [5]	2:42.43 [7]	0:28.86	1:56.80	+26m	24.66m
		Kate Gath	Lead	Q4								(0:29.87)	(0:29.06)	(0:28.95)	(0:28.86)				

Note: Timing is based on positional data

[] Indicates rank at the end of each section

-:--:- No data available for this section

N/A Information not available

Tabcorp Park Melton VIC - M-CLASS

Race 3: TAB LONG MAY WE PLAY CLAIMING PACE - 2240m

12 March 2022 - 7:10PM



HARNESS RACING VICTORIA

RANK	TAB	Horse/Driver	Top Speed (Km/h)	Fastest Section	First 50m	First 100m	First 200m	First Half	Middle Half	Last Half	Lead Time	1st Quarter	2nd Quarter	3rd Quarter	4th Quarter	Last Mile	Mile Rate	Distance Travelled	Gross Time/Margin
8	4	KHAKI NUI NZ Glenn Douglas	60.91	0:28.75	03.20	06.36	13.06	1:44.22	2:12.90	2:40.56	0:45.23	1:15.19 (0:29.96)	1:44.22 (0:29.03)	2:12.90 (0:28.68)	2:40.56 (0:27.66)	0:29.07	1:57.02	+28m	28.62m
			Lead	Q3	03.19	06.42	13.33	0:58.92	0:57.83	0:57.82	0:45.97 [5]	1:15.81 [5] (0:29.84)	1:44.90 [6] (0:29.08)	2:13.65 [6] (0:28.75)	2:42.72 [8] (0:29.07)				
							201m	816m	816m	817m	636m	409m	408m	409m	409m	1632m			

Note: Timing is based on positional data

[] Indicates rank at the end of each section

-:--:-- No data available for this section

N/A Information not available

Tabcorp Park Melton VIC - M-CLASS

Race 4: HYGAIN LA COOCARACHA TROTTERS FREE FOR ALL (GROUP 2) - 2240m

12 March 2022 - 7:39PM



HARNESS RACING VICTORIA

RANK	TAB	Horse/Driver	Top Speed (Km/h)	Fastest Section	First 50m	First 100m	First 200m	First Half	Middle Half	Last Half	Lead Time	1st Quarter	2nd Quarter	3rd Quarter	4th Quarter	Last Mile	Mile Rate	Distance Travelled	Gross Time/Margin
1	6	IM READY JET	55.32	0:27.46	03.54	07.19	15.27	1:02.02	0:58.81	0:55.28	0:48.68 [5]	1:19.37 [5]	1:50.71 [5]	2:18.18 [2]	2:46.00 [1]	0:27.83	1:59.38	+11m	2:46.00
		Jason Lee	Lead	Q3			203m	806m	810m	811m	633m	404m	403m	408m	404m				
2	1	HOPEFUL BEAUTY FRA	54.44	0:27.49	03.75	07.34	14.76	1:02.12	0:59.83	0:55.92	0:48.01 [3]	1:18.73 [3]	1:50.13 [3]	2:18.56 [4]	2:46.06 [2]	0:27.49	1:59.38	+6m	0.71m
		Josh Duggan	Lead	Q4			201m	806m	808m	809m	629m	403m	403m	406m	404m				
3	4	VACATION HILL NZ	58.64	0:28.35	03.35	06.70	14.00	1:02.13	0:59.77	0:56.74	0:47.37 [1]	1:18.13 [1]	1:49.50 [1]	2:17.90 [1]	2:46.25 [3]	0:28.35	1:59.52	+4m	3.25m
		Kate Gath	Lead	Q4			200m	806m	807m	807m	630m	403m	404m	404m	403m				
4	5	ALDEBARAN CRESCENT	55.40	0:27.87	03.52	07.24	15.15	1:02.10	0:59.70	0:56.18	0:48.33 [4]	1:19.03 [4]	1:50.44 [4]	2:18.73 [5]	2:46.61 [4]	0:27.87	1:59.81	+10m	8.10m
		James Herbertson	Lead	Q4			200m	806m	809m	813m	629m	404m	403m	406m	407m				
5	3	LUCINDA MAC	56.21	0:28.47	03.48	06.98	14.36	1:02.10	0:59.85	0:57.07	0:47.68 [2]	1:18.42 [2]	1:49.79 [2]	2:18.26 [3]	2:46.86 [5]	0:28.60	1:59.95	0m	11.57m
		Kerryn Manning	Lead	Q3			200m	805m	807m	805m	628m	402m	403m	404m	402m				

Scratched: QUEEN OF CRIME (2)

Note: Timing is based on positional data

[] Indicates rank at the end of each section

-:--:- No data available for this section

N/A Information not available

Tabcorp Park Melton VIC - M-CLASS

Race 5: HAPPY 70TH BIRTHDAY EWAN BUSCH PACE - 1720m

12 March 2022 - 8:10PM



HARNESS RACING VICTORIA

RANK	TAB	Horse/ Driver	Top Speed (Km/h)	Fastest Section	First 50m	First 100m	First 200m	First Half	Middle Half	Last Half	Lead Time	1st Quarter	2nd Quarter	3rd Quarter	4th Quarter	Last Mile	Mile Rate	Distance Travelled	Gross Time/ Margin
					03.28	06.49	13.08	1:04.81	1:33.37	2:01.68	0:07.15	0:35.32 (0:28.17)	1:04.81 (0:29.50)	1:33.37 (0:28.55)	2:01.68 (0:28.31)				
1	1	CAPTAIN WILSON	60.29	0:28.17	03.28	06.49	13.08	0:57.67	0:58.05	0:56.86	0:07.14 [1]	0:35.32 [1] (0:28.17)	1:04.81 [1] (0:29.50)	1:33.37 [1] (0:28.55)	2:01.68 [1] (0:28.32)	0:28.32	1:53.96	+1m	2:01.68
		Kate Gath	Q1	Q1			198m	805m	805m	806m	109m	403m	403m	403m	404m	1610m			
2	4	OZZIE PLAYBOY	59.82	0:27.88	03.32	06.56	13.25	0:58.12	0:58.36	0:56.41	0:07.22 [4]	0:35.52 [3] (0:28.28)	1:05.35 [4] (0:29.84)	1:33.87 [4] (0:28.52)	2:01.76 [2] (0:27.88)	0:27.88	1:54.05	+22m	1.03m
		Jack Laugher	Q1	Q4			200m	816m	813m	816m	109m	411m	406m	408m	409m	1631m			
3	11	CAPTAIN CONFETTI NZ	54.67	0:27.57	03.97	07.56	14.61	0:57.45	0:57.73	0:56.16	0:08.30 [10]	0:36.63 [9] (0:28.32)	1:05.76 [7] (0:29.14)	1:34.35 [9] (0:28.57)	2:01.93 [3] (0:27.57)	0:27.57	1:54.14	+6m	3.35m
		Glenn Douglas	Q1	Q4			203m	807m	806m	808m	112m	406m	402m	405m	404m	1614m			
4	2	JETS ART	57.54	0:28.18	03.44	06.83	13.52	0:57.65	0:58.06	0:56.80	0:07.50 [5]	0:35.72 [4] (0:28.22)	1:05.15 [3] (0:29.43)	1:33.78 [3] (0:28.62)	2:01.96 [4] (0:28.18)	0:28.18	1:54.24	+1m	3.73m
		James Herbertson	Q1	Q4			199m	804m	805m	806m	110m	403m	402m	404m	404m	1610m			
5	8	AUSSIEPRIDE	57.75	0:28.09	03.82	07.15	13.97	0:57.67	0:57.93	0:56.70	0:07.83 [8]	0:36.17 [6] (0:28.34)	1:05.50 [5] (0:29.32)	1:34.10 [6] (0:28.61)	2:02.19 [5] (0:28.09)	0:28.09	1:54.42	0m	6.88m
		Paula Martin	Q1	Q4			201m	804m	806m	806m	112m	402m	403m	404m	403m	1609m			
6	7	SOFALA	57.71	0:27.73	03.48	06.88	13.88	0:59.00	0:57.57	0:55.77	0:07.55 [6]	0:37.00 [10] (0:29.45)	1:06.56 [10] (0:29.55)	1:34.57 [10] (0:28.03)	2:02.32 [6] (0:27.73)	0:27.73	1:54.52	+32m	8.54m
		Donna Castles	Q1	Q4			200m	820m	816m	823m	108m	414m	406m	410m	413m	1641m			
7	10	ZUBERI	56.15	0:28.02	03.85	07.31	14.21	0:58.26	0:57.69	0:56.35	0:08.00 [9]	0:36.60 [8] (0:28.60)	1:06.26 [9] (0:29.66)	1:34.28 [8] (0:28.02)	2:02.61 [7] (0:28.33)	0:28.33	1:54.80	+25m	12.69m
		Chris Alford	Q1	Q3			202m	813m	815m	821m	112m	408m	406m	410m	412m	1633m			

Note: Timing is based on positional data

[] Indicates rank at the end of each section

-:--:- No data available for this section

N/A Information not available

Tabcorp Park Melton VIC - M-CLASS

Race 5: HAPPY 70TH BIRTHDAY EWAN BUSCH PACE - 1720m

12 March 2022 - 8:10PM



HARNESS RACING VICTORIA

RANK	TAB	Horse/ Driver	Top Speed (Km/h)	Fastest Section	First 50m	First 100m	First 200m	First Half	Middle Half	Last Half	Lead Time	1st Quarter	2nd Quarter	3rd Quarter	4th Quarter	Last Mile	Mile Rate	Distance Travelled	Gross Time/ Margin
					03.28	06.49	13.08	1:04.81	1:33.37	2:01.68	0:07.15	0:35.32 (0:28.17)	1:04.81 (0:29.50)	1:33.37 (0:28.55)	2:01.68 (0:28.31)				
8	9	MISTER FORTUNIA NZ	58.31	0:28.03	03.78	07.12	13.79	0:58.18	0:57.76	0:56.80	0:07.78 [7]	0:36.23 [7]	1:05.97 [8]	1:33.99 [5]	2:02.77 [8]	0:28.77	1:54.98	+22m	14.74m
		Brad Chisholm	Q1	Q3			201m	813m	816m	819m	112m	408m	406m	411m	409m				
9	3	AUCKLAND RED	59.41	0:28.49	03.28	06.55	13.36	0:58.44	0:58.31	0:57.16	0:07.21 [3]	0:35.82 [5]	1:05.65 [6]	1:34.13 [7]	2:02.81 [9]	0:28.67	1:54.98	+18m	15.40m
		Kerryn Manning	Q1	Q3			199m	814m	813m	814m	109m	409m	406m	408m	407m				
10	5	MAURIES BONUS	59.74	0:28.21	03.30	06.53	13.50	0:57.87	0:58.20	0:58.73	0:07.20 [2]	0:35.41 [2]	1:05.07 [2]	1:33.61 [2]	2:03.80 [10]	0:30.19	1:55.92	+23m	28.19m
		Laura Crossland	Q1	Q1			201m	819m	813m	813m	109m	415m	405m	408m	405m				

Scratched: STORMONT STAR (6)

Note: Timing is based on positional data

[] Indicates rank at the end of each section

-:--:-- No data available for this section

N/A Information not available

Tabcorp Park Melton VIC - M-CLASS

Race 6: MIMOSA HOMES PACE - 2240m

12 March 2022 - 8:45PM



HARNESS RACING VICTORIA

RANK	TAB	Horse/ Driver	Top Speed (Km/h)	Fastest Section	First 50m	First 100m	First 200m	First Half	Middle Half	Last Half	Lead Time	1st Quarter	2nd Quarter	3rd Quarter	4th Quarter	Last Mile	Mile Rate	Distance Travelled	Gross Time/ Margin
					03.23	06.35	13.06	1:46.38	2:14.21	2:42.02	0:45.95	1:16.93 (0:30.98)	1:46.38 (0:29.45)	2:14.21 (0:27.83)	2:42.02 (0:27.81)				
1	6	KISSMELVIS	61.65	0:27.81	03.27	06.40	13.06	1:00.43	0:57.28	0:55.65	0:45.94 [1]	1:16.93 [1]	1:46.38 [1]	2:14.21 [1]	2:42.02 [1]	0:27.81	1:56.46	+6m	2:42.02
		Chris Alford	Lead	Q4			202m	806m	807m	807m	633m	404m	403m	405m	403m				
2	3	DUKE OF DUNDEE NZ	61.78	0:27.86	03.23	06.35	13.18	1:00.40	0:57.26	0:55.82	0:46.26 [3]	1:17.26 [3]	1:46.66 [3]	2:14.52 [3]	2:42.48 [2]	0:27.96	1:56.82	+2m	6.13m
		Jack Laugher	Lead	Q3			201m	807m	808m	808m	630m	404m	404m	405m	404m				
3	1	AJAY BREEZY ROSE	58.53	0:27.99	03.36	06.69	13.59	1:00.37	0:57.35	0:56.36	0:46.56 [5]	1:17.56 [5]	1:46.95 [5]	2:14.93 [4]	2:43.30 [3]	0:28.37	1:57.40	+5m	17.23m
		Josh Duggan	Lead	Q3			201m	809m	809m	808m	631m	404m	405m	405m	404m				
4	5	SHES A HOVERCRAFT	56.43	0:27.97	03.69	07.15	14.48	1:00.18	0:57.22	0:56.02	0:47.23 [7]	1:18.17 [7]	1:47.41 [7]	2:15.39 [6]	2:43.44 [4]	0:28.05	1:57.47	+29m	19.02m
		Anthony Butt	Lead	Q3			202m	816m	816m	817m	637m	408m	409m	408m	410m				
5	8	GO DANCING	56.91	0:27.91	03.78	07.22	14.19	1:00.37	0:57.21	0:57.89	0:46.17 [2]	1:17.24 [2]	1:46.55 [2]	2:14.46 [2]	2:44.44 [5]	0:29.99	1:58.19	+22m	32.27m
		Mark Pitt	Lead	Q3			202m	815m	813m	812m	637m	408m	407m	407m	406m				
6	7	MYMATETHOMO	60.56	0:28.20	03.24	06.46	13.42	1:00.33	0:57.48	0:58.17	0:46.48 [4]	1:17.52 [4]	1:46.81 [4]	2:15.00 [5]	2:44.97 [6]	0:29.96	1:58.62	+25m	39.20m
		Denbeigh Wade	Lead	Q3			204m	817m	815m	813m	637m	410m	408m	407m	406m				
7	2	UNTITLED	57.43	0:28.39	03.49	06.88	13.88	1:00.30	0:57.67	0:59.11	0:46.80 [6]	1:17.83 [6]	1:47.10 [6]	2:15.49 [7]	2:46.21 [7]	0:30.72	1:59.48	+19m	55.79m
		Tony Calabria	Lead	Q3			202m	814m	813m	810m	637m	409m	407m	407m	404m				

Note: Timing is based on positional data

[] Indicates rank at the end of each section


-:--:- No data available for this section

N/A Information not available

Tabcorp Park Melton VIC - M-CLASS

Race 6: MIMOSA HOMES PACE - 2240m

12 March 2022 - 8:45PM



HARNESS RACING VICTORIA

Scratched: MAJOR JODI (4)

Note: Timing is based on positional data

[] Indicates rank at the end of each section

-:--:-- No data available for this section

N/A Information not available

Data processed by  TRIPLESDATA

Tabcorp Park Melton VIC - M-CLASS

Race 7: HYGAIN 3YO PACE - 1720m

12 March 2022 - 9:22PM



HARNESS RACING VICTORIA

RANK	TAB	Horse/Driver	Top Speed (Km/h)	Fastest Section	First 50m	First 100m	First 200m	First Half	Middle Half	Last Half	Lead Time	1st Quarter	2nd Quarter	3rd Quarter	4th Quarter	Last Mile	Mile Rate	Distance Travelled	Gross Time/Margin
1	4	REPELLING	62.34	0:27.87	03.17	06.26	12.88	1:04.84	1:32.73	2:01.64	0:06.91	0:35.40 [2]	1:05.14 [2]	1:33.01 [2]	2:01.64 [1]	0:28.62	1:53.95	+2m	2:01.64
		Leigh Sutton	Q1	Q3								198m	806m	806m	806m				
2	7	COMMANDER BUZZ	60.90	0:27.89	03.27	06.49	13.02	0:57.69	0:57.68	0:57.17	0:07.15 [2]	0:35.06 [1]	1:04.84 [1]	1:32.73 [1]	2:02.01 [2]	0:29.28	1:54.23	+5m	4.96m
		Glenn Hunter	Q1	Q3			200m	811m	806m	806m	108m	408m	403m	404m	403m				
3	5	ROCKANDANCE	57.14	0:27.57	03.37	06.78	14.05	0:58.61	0:56.71	0:55.98	0:07.50 [7]	0:36.98 [7]	1:06.12 [7]	1:33.69 [5]	2:02.09 [3]	0:28.39	1:54.33	+22m	5.95m
		Dwaine Rumble	Lead	Q3			199m	816m	815m	816m	109m	410m	406m	409m	408m				
4	2	CAPTAIN RIVAL	58.27	0:27.84	03.28	06.61	13.46	0:57.92	0:56.95	0:57.41	0:07.28 [4]	0:36.12 [4]	1:05.22 [3]	1:33.06 [3]	2:02.63 [4]	0:29.56	1:54.89	+16m	13.16m
		Mark Pitt	Lead	Q3			198m	815m	812m	812m	109m	409m	407m	406m	406m				
5	3	SPRING LINE	58.24	0:27.87	03.34	06.67	13.68	0:58.45	0:57.07	0:57.63	0:07.37 [6]	0:36.62 [6]	1:05.82 [6]	1:33.69 [6]	2:03.45 [5]	0:29.76	1:55.64	+17m	24.07m
		Josh Duggan	Lead	Q3			199m	817m	814m	812m	108m	410m	407m	408m	405m				
6	6	COCORA	59.94	0:27.80	03.26	06.53	13.25	0:58.36	0:57.08	0:58.09	0:07.18 [3]	0:36.26 [5]	1:05.54 [4]	1:33.34 [4]	2:03.63 [6]	0:30.28	1:55.82	+12m	26.45m
		David Miles	Q1	Q3			199m	813m	812m	809m	109m	407m	407m	406m	404m				
7	1	MODERN GINGER	58.01	0:28.44	03.32	06.64	13.41	0:58.25	0:58.51	1:01.80	0:07.32 [5]	0:35.76 [3]	1:05.56 [5]	1:34.27 [7]	2:07.37 [7]	0:33.10	1:59.28	+1m	76.71m
		Craig Demmler	Q1	Q1			198m	805m	806m	807m	108m	402m	403m	404m	404m				

Note: Timing is based on positional data

[] Indicates rank at the end of each section


-:--:- No data available for this section

N/A Information not available

Tabcorp Park Melton VIC - M-CLASS

Race 7: HYGAIN 3YO PACE - 1720m

12 March 2022 - 9:22PM



HARNESS RACING VICTORIA

Scratched: SOLESSEO MATUCA (8)

Note: Timing is based on positional data

[] Indicates rank at the end of each section

-:--:-- No data available for this section

N/A Information not available

Data processed by  TRIPLESDATA

Tabcorp Park Melton VIC - M-CLASS

Race 8: THE BIG SCREEN COMPANY PACE - 2240m

12 March 2022 - 9:58PM



HARNESS RACING VICTORIA

RANK	TAB	Horse/Driver	Top Speed (Km/h)	Fastest Section	First 50m	First 100m	First 200m	First Half	Middle Half	Last Half	Lead Time	1st Quarter	2nd Quarter	3rd Quarter	4th Quarter	Last Mile	Mile Rate	Distance Travelled	Gross Time/Margin
					03.34	06.44	12.85	1:43.85	2:11.34	2:39.78	0:43.98	1:14.64 (0:30.66)	1:43.85 (0:29.21)	2:11.34 (0:27.49)	2:39.78 (0:28.44)				
1	7	MAJOR ROLL	60.35	0:27.60	03.38	06.62	13.21	0:59.65	0:56.67	0:55.87	0:44.26 [2]	1:14.84 [2]	1:43.92 [2]	2:11.51 [2]	2:39.78 [1]	0:28.26	1:54.84	+21m	2:39.78
		Glenn Douglas	Lead	Q3			202m	812m	811m	811m	635m	408m	405m	407m	405m				
2	6	HULI NIEN	62.90	0:27.48	03.32	06.44	12.85	0:59.88	0:56.71	0:55.98	0:43.97 [1]	1:14.64 [1]	1:43.85 [1]	2:11.34 [1]	2:39.84 [2]	0:28.51	1:54.91	+2m	0.74m
		John Justice	Lead	Q3			201m	805m	805m	805m	629m	403m	402m	404m	402m				
3	3	LOVE INA CHEVY NZ	59.82	0:27.50	03.34	06.60	13.22	0:59.88	0:56.72	0:55.68	0:44.28 [3]	1:14.96 [3]	1:44.17 [3]	2:11.68 [3]	2:39.86 [3]	0:28.19	1:54.91	0m	0.81m
		Lance Justice	Lead	Q3			200m	805m	805m	805m	628m	403m	403m	403m	402m				
4	1	VILLACCI	57.70	0:27.57	03.49	06.89	13.57	0:59.90	0:56.76	0:55.84	0:44.59 [4]	1:15.31 [5]	1:44.49 [6]	2:12.07 [6]	2:40.33 [4]	0:28.26	1:55.27	+3m	7.35m
		Lisa Miles	Lead	Q3			201m	806m	807m	807m	627m	404m	403m	405m	403m				
5	5	RISHI NZ	60.05	0:27.60	03.42	06.64	13.41	0:59.59	0:56.66	0:56.31	0:44.60 [5]	1:15.14 [4]	1:44.20 [4]	2:11.80 [4]	2:40.50 [5]	0:28.71	1:55.42	+22m	9.56m
		Rodney Petroff	Lead	Q3			201m	814m	812m	813m	632m	409m	405m	407m	407m				
6	4	WOULD YOU MIND NZ	58.03	0:27.57	03.51	06.86	13.73	0:59.52	0:56.62	0:56.97	0:44.95 [6]	1:15.44 [6]	1:44.48 [5]	2:12.06 [5]	2:41.45 [6]	0:29.40	1:56.06	+24m	22.20m
		Jack Laugher	Lead	Q3			201m	814m	813m	815m	633m	409m	406m	408m	408m				

Scratched: YOUAREMY SUNSHINE (2)

Note: Timing is based on positional data

[] Indicates rank at the end of each section

-:--:- No data available for this section

N/A Information not available

Tabcorp Park Melton VIC - M-CLASS

Race 9: GARRARDS TROT - 2240m

12 March 2022 - 10:30PM



HARNESS RACING VICTORIA

RANK	TAB	Horse/ Driver	Top Speed (Km/h)	Fastest Section	First 50m	First 100m	First 200m	First Half	Middle Half	Last Half	Lead Time	1st Quarter	2nd Quarter	3rd Quarter	4th Quarter	Last Mile	Mile Rate	Distance Travelled	Gross Time/ Margin
					03.46	06.83	14.01	1:50.21	2:19.69	2:49.15	0:47.86	1:19.23 (0:31.36)	1:50.21 (0:30.98)	2:19.69 (0:29.48)	2:49.15 (0:29.46)				
1	7	ZAREM	53.23	0:28.51	03.87	07.72	15.82	1:02.28	1:00.39	0:57.95	0:48.90 [7]	1:20.26 [7]	1:51.19 [7]	2:20.64 [7]	2:49.15 [1]	0:28.51	2:01.63	+4m	2:49.15
		Ellen Tormey	Q4	Q4			203m	804m	806m	807m	631m	402m	403m	405m	403m				
2	6	KYVALLEY CLICHY	57.01	0:29.11	03.63	07.06	14.33	1:02.28	1:00.40	0:58.57	0:48.37 [4]	1:19.70 [4]	1:50.65 [4]	2:20.11 [4]	2:49.22 [2]	0:29.11	2:01.63	+25m	1:02m
		Josh Duggan	Lead	Q4			202m	815m	813m	814m	634m	409m	406m	407m	407m				
3	2	CLASSY SPIRIT	57.99	0:29.48	03.46	06.83	14.01	1:02.34	1:00.46	0:59.39	0:47.86 [1]	1:19.23 [1]	1:50.21 [1]	2:19.69 [1]	2:49.59 [3]	0:29.91	2:01.92	0m	5:77m
		Lisa Miles	Lead	Q3			200m	805m	804m	805m	627m	403m	403m	402m	403m				
4	1	HIGH IN THE SKY NZ	56.21	0:29.47	03.52	07.04	14.40	1:02.33	1:00.45	0:59.17	0:48.19 [3]	1:19.56 [3]	1:50.53 [3]	2:20.00 [3]	2:49.70 [4]	0:29.70	2:01.99	+2m	7:35m
		John Justice	Lead	Q3			201m	805m	806m	805m	629m	402m	403m	404m	402m				
5	9	PATCHED	54.95	0:29.46	04.05	07.64	15.16	1:02.12	1:00.38	0:59.07	0:48.88 [6]	1:20.09 [6]	1:51.01 [6]	2:20.46 [6]	2:50.07 [5]	0:29.61	2:02.28	+24m	12:65m
		Chris Alford	Lead	Q3			202m	815m	812m	814m	633m	409m	407m	406m	408m				
6	5	SERTORIUS NZ	53.15	0:29.10	03.83	07.56	15.75	1:02.28	1:00.42	0:58.59	0:49.24 [9]	1:20.57 [9]	1:51.52 [9]	2:21.00 [9]	2:50.11 [6]	0:29.10	2:02.28	+5m	12:70m
		Anthony Butt	Lead	Q4			203m	804m	805m	805m	634m	403m	402m	404m	402m				
7	3	B D YASOTHON NZ	54.86	0:29.49	03.79	07.36	14.79	1:02.27	1:00.44	0:59.89	0:48.08 [2]	1:19.41 [2]	1:50.35 [2]	2:19.85 [2]	2:50.24 [7]	0:30.40	2:02.42	+22m	14:63m
		Kate Gath	Lead	Q3			201m	814m	812m	811m	636m	409m	406m	407m	405m				

Note: Timing is based on positional data

[] Indicates rank at the end of each section


-:--:- No data available for this section

N/A Information not available

Tabcorp Park Melton VIC - M-CLASS

Race 9: GARRARDS TROT - 2240m

12 March 2022 - 10:30PM



HARNESS RACING VICTORIA

RANK	TAB	Horse/Driver	Top Speed (Km/h)	Fastest Section	First 50m	First 100m	First 200m	First Half	Middle Half	Last Half	Lead Time	1st Quarter	2nd Quarter	3rd Quarter	4th Quarter	Last Mile	Mile Rate	Distance Travelled	Gross Time/Margin
												1:19.23 (0:31.36)	1:50.21 (0:30.98)	2:19.69 (0:29.48)	2:49.15 (0:29.46)				
8	8	BENJI HALL	54.72	0:29.46	03.99	07.61	14.92	1:02.30	1:00.41	0:59.80	0:48.56 [5]	1:19.93 [5]	1:50.87 [5]	2:20.33 [5]	2:50.67 [8]	0:30.34	2:02.71	+2m	20.38m
		Chris Svanosio	Lead	Q3			201m	805m	806m	807m	628m	404m	402m	404m	404m				
9	4	IMPERIAL WHIZ NZ	53.34	0:29.48	03.78	07.48	15.48	1:02.12	1:00.39	0:59.55	0:49.17 [8]	1:20.39 [8]	1:51.30 [8]	2:20.78 [8]	2:50.85 [9]	0:30.08	2:02.85	+24m	22.68m
		Josh Dickie	Lead	Q3			201m	815m	813m	813m	633m	408m	408m	406m	408m				

Note: Timing is based on positional data

[] Indicates rank at the end of each section

-:--:- No data available for this section

N/A Information not available