

Tabcorp Park Melton VIC - M-CLASS

Race 1: DNR LOGISTICS PACE - 2240m

17 September 2022 - 5:45PM



HARNESS RACING VICTORIA

RANK	TAB	Horse/ Driver	Top Speed (Km/h)	Fastest Section	First 50m	First 100m	First 200m	First Half	Middle Half	Last Half	Lead Time	1st Quarter	2nd Quarter	3rd Quarter	4th Quarter	Last Mile	Mile Rate	Distance Travelled	Gross Time/ Margin
												1:17.91 (0:32.62)	1:47.89 (0:29.98)	2:15.69 (0:27.79)	2:44.66 (0:28.97)				
1	6	VANQUISH STRIDE NZ	59.04	0:27.70	03.43	06.72	13.51	1:02.39	0:57.63	0:56.24	0:46.03 [4]	1:18.49 [4]	1:48.42 [4]	2:16.12 [5]	2:44.66 [1]	1:58.62	1:58.30	+27m	2:44.66
		Ryan Sanderson	Lead	Q3			202m	814m	813m	812m	638m	409m	406m	408m	405m				
2	10	LOMBO HEAVEN	58.04	0:27.71	03.85	07.27	13.93	1:01.20	0:57.56	0:56.64	0:46.93 [9]	1:18.28 [3]	1:48.14 [2]	2:15.84 [2]	2:44.78 [2]	1:57.84	1:58.38	+24m	1.60m
		Anthony Butt	Lead	Q3			201m	817m	813m	812m	633m	411m	407m	407m	406m				
3	4	SHEFFIELD SPARKY NZ	58.15	0:27.37	03.44	06.83	13.71	1:02.30	0:57.19	0:56.11	0:46.62 [8]	1:19.10 [8]	1:48.93 [8]	2:16.28 [7]	2:45.04 [3]	1:58.41	1:58.56	+32m	5.10m
		Jodi Quinlan	Lead	Q3			201m	816m	817m	820m	634m	409m	408m	409m	411m				
4	8	MAGIC MIKE NZ	57.18	0:27.61	03.85	07.26	14.01	1:02.51	0:57.51	0:56.33	0:46.27 [5]	1:18.89 [7]	1:48.79 [7]	2:16.40 [8]	2:45.12 [4]	1:58.84	1:58.63	+7m	6.20m
		Jack Laugher	Lead	Q3			200m	806m	808m	812m	627m	403m	403m	406m	407m				
5	13	WHATS STANLEY GOT	56.04	0:27.10	04.08	07.92	15.34	1:01.85	0:56.82	0:55.44	0:47.93 [12]	1:20.06 [12]	1:49.78 [12]	2:16.88 [12]	2:45.22 [5]	1:57.28	1:58.71	+27m	7.60m
		Bailey McDonough	Q3	Q3			201m	815m	814m	814m	635m	409m	407m	408m	407m				
6	9	HURRICANE HUSSLER	59.76	0:27.39	03.61	06.87	13.39	1:02.31	0:57.23	0:56.79	0:46.31 [6]	1:18.79 [6]	1:48.63 [6]	2:16.02 [4]	2:45.42 [6]	1:59.10	1:58.85	+27m	10.20m
		Nathan Jack	Lead	Q3			199m	815m	816m	817m	633m	409m	407m	410m	408m				
7	7	BUDD SIDEWINDER	56.75	0:27.42	03.56	07.06	14.21	1:01.95	0:57.20	0:56.22	0:47.25 [10]	1:19.42 [10]	1:49.21 [10]	2:16.62 [9]	2:45.43 [7]	1:58.17	1:58.85	+31m	10.30m
		Codi Rauchenberger	Lead	Q3			201m	817m	815m	816m	636m	410m	408m	409m	408m				

Note: Timing is based on positional data

[] Indicates rank at the end of each section

-:--:- No data available for this section

N/A Information not available

Tabcorp Park Melton VIC - M-CLASS

Race 1: DNR LOGISTICS PACE - 2240m

17 September 2022 - 5:45PM



HARNESS RACING VICTORIA

RANK	TAB	Horse/Driver	Top Speed (Km/h)	Fastest Section	First 50m	First 100m	First 200m	First Half	Middle Half	Last Half	Lead Time	1st Quarter	2nd Quarter	3rd Quarter	4th Quarter	Last Mile	Mile Rate	Distance Travelled	Gross Time/Margin
												1:17.91 (0:32.62)	1:47.89 (0:29.98)	2:15.69 (0:27.79)	2:44.66 (0:28.97)				
8	12	WOTDIDUSAAAY	56.03	0:27.24	03.87	07.55	14.91	1:01.88	0:56.99	0:56.14	0:47.57 [11]	1:19.71 [11]	1:49.46 [11]	2:16.71 [11]	2:45.61 [8]	1:58.02	1:58.98	+32m	12.70m
		Chris Alford	Lead	Q3			200m	815m	816m	821m	633m	409m	406m	411m	412m				
9	1	HAYDEN BROMAC NZ	58.51	0:27.80	03.41	06.74	13.38	1:02.54	0:57.77	0:57.50	0:45.62 [2]	1:18.21 [2]	1:48.17 [3]	2:15.97 [3]	2:45.68 [9]	2:00.05	1:59.03	+2m	13.70m
		Robert Walters	Lead	Q3			199m	805m	805m	807m	628m	404m	402m	404m	404m				
10	3	MESSERATI	60.51	0:27.79	03.28	06.52	13.03	1:02.53	0:57.74	0:57.39	0:45.94 [3]	1:18.52 [5]	1:48.47 [5]	2:16.26 [6]	2:45.86 [10]	1:59.92	1:59.17	+6m	16.20m
		John Caldwell	Lead	Q3			200m	806m	805m	806m	631m	404m	403m	403m	404m				
11	2	MAJOR DELICO	60.58	0:27.79	03.31	06.52	13.01	1:02.60	0:57.77	0:58.00	0:45.28 [1]	1:17.91 [1]	1:47.89 [1]	2:15.69 [1]	2:45.90 [11]	2:00.61	1:59.19	0m	16.60m
		Rodney Petroff	Lead	Q3			200m	804m	805m	806m	628m	403m	402m	404m	402m				
12	11	FOOLISH PLEASURE	55.80	0:27.52	03.96	07.49	14.41	1:02.56	0:57.47	0:56.91	0:46.57 [7]	1:19.19 [9]	1:49.15 [9]	2:16.66 [10]	2:46.05 [12]	1:59.46	1:59.30	+3m	18.70m
		Glen Craven	Lead	Q3			200m	807m	808m	806m	627m	403m	405m	404m	403m				

Scratched: SHADY AZZ (5)

Note: Timing is based on positional data

[] Indicates rank at the end of each section

-:--:- No data available for this section

N/A Information not available

Tabcorp Park Melton VIC - M-CLASS

Race 2: HIGHLANDS RACING COLOURS TROT - 2240m

17 September 2022 - 6:17PM



HARNESS RACING VICTORIA


RANK	TAB	Horse/ Driver	Top Speed (Km/h)	Fastest Section	First 50m	First 100m	First 200m	First Half	Middle Half	Last Half	Lead Time	1st Quarter	2nd Quarter	3rd Quarter	4th Quarter	Last Mile	Mile Rate	Distance Travelled	Gross Time/ Margin
					03.53	06.82	13.55	1:48.31	2:16.76	2:47.03	0:46.78	1:18.54 (0:31.76)	1:48.31 (0:29.77)	2:16.76 (0:28.45)	2:47.03 (0:30.27)				
1	11	SHEZA PLEASURE	55.66	0:28.40	03.96	07.42	14.39	1:01.59	0:58.22	0:58.67	0:46.77 [1]	1:18.54 [1]	1:48.36 [2]	2:16.76 [1]	2:47.03 [1]	2:00.26	2:00.01	+7m	2:47.03
		Nathan Jack	Lead	Q3			201m	807m	806m	807m	635m	405m	402m	404m	404m				
2	9	POWDERKEG	54.03	0:28.16	04.10	07.75	15.00	1:01.07	0:57.77	0:58.18	0:47.88 [7]	1:19.34 [6]	1:48.95 [5]	2:17.12 [2]	2:47.13 [2]	1:59.25	2:00.08	+24m	1.60m
		Lisa Miles	Q3	Q3			199m	816m	816m	816m	632m	411m	406m	410m	407m				
3	1	SANGREAL	55.04	0:28.23	03.67	07.19	14.18	1:01.54	0:57.97	0:57.91	0:47.76 [6]	1:19.56 [7]	1:49.30 [8]	2:17.54 [6]	2:47.22 [3]	1:59.45	2:00.14	+11m	2.50m
		John Caldwell	Lead	Q3			198m	809m	811m	815m	628m	405m	404m	408m	409m				
4	6	KYVALLEY CLICHY	53.46	0:28.30	03.86	07.76	15.57	1:01.02	0:57.88	0:57.76	0:48.52 [11]	1:19.96 [10]	1:49.54 [9]	2:17.85 [9]	2:47.30 [4]	1:58.78	2:00.20	+30m	4m
		Chris Alford	Q3	Q3			202m	815m	816m	820m	636m	409m	407m	410m	412m				
5	7	CUCHULAINN NZ	54.31	0:27.92	03.99	07.92	15.93	1:01.55	0:57.57	0:57.65	0:48.39 [10]	1:20.28 [11]	1:49.95 [11]	2:17.87 [10]	2:47.60 [5]	1:59.20	2:00.41	+8m	7.80m
		Chris Svanosio	Q3	Q3			203m	810m	809m	807m	632m	405m	406m	404m	404m				
6	5	GUNNING	58.51	0:28.47	03.53	06.82	13.55	1:01.53	0:58.27	0:59.34	0:47.11 [2]	1:18.84 [3]	1:48.65 [3]	2:17.12 [3]	2:47.98 [6]	2:00.87	2:00.69	+3m	12.80m
		Leigh Sutton	Lead	Q3			201m	806m	807m	807m	630m	404m	403m	405m	403m				
7	8	WHOS THE MAN	54.32	0:28.21	04.00	07.56	14.55	1:01.52	0:57.94	0:58.46	0:48.06 [8]	1:19.85 [9]	1:49.57 [10]	2:17.79 [8]	2:48.04 [7]	1:59.98	2:00.73	+10m	13.60m
		Tayla French	Lead	Q3			200m	808m	809m	815m	629m	405m	403m	407m	409m				

Note: Timing is based on positional data

[] Indicates rank at the end of each section

-:--:- No data available for this section

N/A Information not available



Tabcorp Park Melton VIC - M-CLASS

Race 2: HYLANDS RACING COLOURS TROT - 2240m

17 September 2022 - 6:17PM



HARNESS RACING VICTORIA

RANK	TAB	Horse/ Driver	Top Speed (Km/h)	Fastest Section	First 50m	First 100m	First 200m	First Half	Middle Half	Last Half	Lead Time	1st Quarter	2nd Quarter	3rd Quarter	4th Quarter	Last Mile	Mile Rate	Distance Travelled	Gross Time/ Margin
					03.53	06.82	13.55	1:48.31	2:16.76	2:47.03	0:46.78	1:18.54 (0:31.76)	1:48.31 (0:29.77)	2:16.76 (0:28.45)	2:47.03 (0:30.27)				
8	4	CHIEF RUNNINGCLOUD	56.98	0:28.57	03.56	06.95	13.85	1:01.55	0:58.39	1:00.03	0:47.42 [4]	1:19.17 [5]	1:48.98 [6]	2:17.56 [7]	2:49.01 [8]	2:01.57	2:01.43	+2m	26.50m
		Ross Payne	Lead	Q3			201m	806m	806m	807m	630m	404m	403m	405m	404m				
9	2	BLUE COMAN NZ	53.18	0:28.76	03.74	07.42	14.68	1:01.12	0:58.43	1:00.42	0:47.53 [5]	1:18.98 [4]	1:48.65 [4]	2:17.42 [5]	2:49.08 [9]	2:01.55	2:01.48	+20m	27.60m
		Kerryn Manning	Lead	Q3			199m	815m	814m	812m	632m	409m	407m	408m	405m				
10	3	LADY IN THE SKY NZ	55.50	0:28.82	03.59	07.08	14.40	1:01.07	0:58.46	1:05.46	0:47.24 [3]	1:18.67 [2]	1:48.31 [1]	2:17.13 [4]	2:53.78 [10]	2:06.53	2:04.85	+23m	90.70m
		Anthony Butt	Lead	Q3			201m	816m	814m	815m	634m	409m	407m	407m	408m				
11	10	IMAMAORIJET	52.54	0:29.62	04.26	08.00	15.39	1:01.04	1:00.21	1:07.95	0:48.22 [9]	1:19.66 [8]	1:49.27 [7]	2:19.86 [11]	2:57.23 [11]	2:09.00	2:07.33	+36m	137.20m
		Glen Craven	Q3	Q2			199m	816m	819m	827m	633m	410m	407m	413m	415m				

Note: Timing is based on positional data

[] Indicates rank at the end of each section

-:--:- No data available for this section

N/A Information not available

Tabcorp Park Melton VIC - M-CLASS

Race 3: WESTERN FORD CLAIMING PACE - 2240m

17 September 2022 - 6:47PM



HARNESS RACING VICTORIA

RANK	TAB	Horse/ Driver	Top Speed (Km/h)	Fastest Section	First 50m	First 100m	First 200m	First Half	Middle Half	Last Half	Lead Time	1st Quarter	2nd Quarter	3rd Quarter	4th Quarter	Last Mile	Mile Rate	Distance Travelled	Gross Time/ Margin
					03.42	06.56	13.11	1:48.74	2:16.19	2:44.09	0:45.88	1:18.17 (0:32.28)	1:48.74 (0:30.56)	2:16.19 (0:27.45)	2:44.09 (0:27.89)				
1	3	MIGHTY FLYING ART NZ	58.06	0:27.45	03.45	06.80	13.53	1:02.87	0:58.02	0:55.34	0:45.87 [1]	1:18.17 [1] (0:32.30)	1:48.74 [1] (0:30.56)	2:16.19 [1] (0:27.45)	2:44.09 [1] (0:27.89)	1:58.21	1:57.89	+8m	2:44.09
		Daryl Douglas	Lead	Q3			201m	805m	807m	808m	636m	404m	402m	405m	404m				
2	5	SICARIO	56.17	0:27.45	03.87	07.47	14.43	1:02.57	0:57.91	0:55.37	0:46.60 [5]	1:18.73 [4] (0:32.13)	1:49.18 [4] (0:30.45)	2:16.64 [4] (0:27.45)	2:44.56 [2] (0:27.92)	1:57.96	1:58.23	+23m	6.40m
		Anthony Butt	Lead	Q3			200m	816m	814m	815m	632m	409m	407m	407m	409m				
3	7	SAHARA SIROCCO	55.85	0:27.43	03.86	07.54	14.73	1:02.55	0:57.85	0:55.55	0:46.93 [7]	1:19.05 [6] (0:32.12)	1:49.48 [6] (0:30.42)	2:16.91 [6] (0:27.43)	2:45.03 [3] (0:28.12)	1:58.10	1:58.56	+23m	12.50m
		Nathan Jack	Q3	Q3			201m	816m	815m	814m	634m	409m	408m	408m	408m				
4	4	OZZIE BATTLER	61.34	0:27.49	03.41	06.56	13.11	1:02.83	0:58.00	0:56.27	0:46.18 [2]	1:18.50 [3] (0:32.32)	1:49.01 [3] (0:30.51)	2:16.51 [3] (0:27.49)	2:45.28 [4] (0:28.78)	1:59.10	1:58.75	+2m	16.10m
		Jack Laugher	Lead	Q3			201m	806m	807m	807m	630m	404m	403m	405m	403m				
5	1	POCKET THEDEAL NZ	58.92	0:27.50	03.42	06.70	13.44	1:02.84	0:57.99	0:56.68	0:46.48 [4]	1:18.83 [5] (0:32.35)	1:49.32 [5] (0:30.49)	2:16.82 [5] (0:27.50)	2:46.00 [5] (0:29.18)	1:59.52	1:59.26	0m	25.40m
		Ellen Tormey	Lead	Q3			199m	806m	807m	807m	629m	404m	403m	404m	403m				
6	6	SIRLETIC	56.87	0:27.49	03.69	07.16	14.10	1:02.57	0:57.95	0:57.16	0:46.32 [3]	1:18.45 [2] (0:32.12)	1:48.91 [2] (0:30.46)	2:16.39 [2] (0:27.49)	2:46.06 [6] (0:29.67)	1:59.73	1:59.31	+23m	26.30m
		Mark Pitt	Lead	Q3			201m	816m	815m	814m	635m	409m	407m	408m	406m				
7	2	FYNN FROST NZ	58.85	0:27.52	03.41	06.70	13.66	1:02.82	0:57.97	0:56.48	0:46.76 [6]	1:19.13 [7] (0:32.37)	1:49.59 [7] (0:30.45)	2:17.11 [7] (0:27.52)	2:46.07 [7] (0:28.96)	1:59.31	1:59.31	+4m	26.50m
		Chris Alford	Lead	Q3			199m	808m	807m	808m	629m	405m	404m	405m	405m				

Note: Timing is based on positional data

[] Indicates rank at the end of each section

-:--:- No data available for this section

N/A Information not available

Tabcorp Park Melton VIC - M-CLASS

Race 4: ALLIED EXPRESS TAILMADE LOMBO (GROUP 3) - 1720m

17 September 2022 - 7:12PM



HARNESS RACING VICTORIA

RANK	TAB	Horse/ Driver	Top Speed (Km/h)	Fastest Section	First 50m	First 100m	First 200m	First Half	Middle Half	Last Half	Lead Time	1st Quarter	2nd Quarter	3rd Quarter	4th Quarter	Last Mile	Mile Rate	Distance Travelled	Gross Time/ Margin
					03.04	06.05	12.23	1:06.44	1:36.07	2:02.91	0:06.67	0:34.49 (0:27.82)	1:06.44 (0:31.94)	1:36.07 (0:29.64)	2:02.91 (0:26.83)				
1	7	TREACHERY	64.25	0:26.83	03.04	06.05	12.23	0:59.76	1:01.57	0:56.47	0:06.67 [1]	0:34.49 [1]	1:06.44 [1]	1:36.07 [1]	2:02.91 [1]	1:56.23	1:55.00	+2m	2:02.91
		Mark Pitt	Q1	Q4			202m	808m	806m	806m		110m	407m	402m	405m				
2	3	DOUGS BABE	62.86	0:26.91	03.07	06.17	12.33	0:59.94	1:01.54	0:56.51	0:06.78 [2]	0:34.78 [2]	1:06.72 [2]	1:36.32 [2]	2:03.23 [2]	1:56.45	1:55.31	+1m	4.38m
		Michael Bellman	Q1	Q4			200m	805m	805m	806m		111m	403m	402m	404m				
3	4	ART OF SHENG LI	59.21	0:27.31	03.27	06.61	13.66	1:00.38	1:00.48	0:56.28	0:07.28 [4]	0:36.16 [5]	1:07.68 [5]	1:36.64 [3]	2:03.96 [3]	1:56.66	1:55.98	+7m	14.07m
		Daryl Douglas	Lead	Q4			199m	807m	809m	811m		110m	404m	404m	405m				
4	2	VINCENZINA	59.62	0:27.41	03.51	06.76	13.35	0:59.90	1:01.42	0:57.06	0:07.41 [6]	0:35.56 [4]	1:07.32 [4]	1:36.97 [6]	2:04.38 [4]	1:56.97	1:56.38	+1m	19.73m
		Richard Brosnan	Q1	Q4			199m	805m	807m	807m		110m	403m	403m	405m				
5	5	BETTOR ROBYN	59.03	0:27.52	03.26	06.63	13.93	1:00.67	1:00.39	0:56.43	0:07.33 [5]	0:36.50 [6]	1:08.00 [6]	1:36.90 [5]	2:04.42 [5]	1:57.09	1:56.42	+11m	20.14m
		Rebecca Bartley	Lead	Q4			200m	809m	809m	813m		109m	406m	403m	407m				
6	6	RUNAWAY CELEBRITY	57.77	0:27.66	03.37	06.89	14.16	1:00.69	1:00.26	0:56.39	0:07.65 [7]	0:36.82 [7]	1:08.34 [7]	1:37.08 [7]	2:04.74 [6]	1:57.09	1:56.71	+15m	24.45m
		Jodi Quinlan	Lead	Q4			200m	808m	812m	818m		110m	405m	404m	409m				
7	1	MY SUPERANNUATION	61.59	0:28.19	03.26	06.40	12.79	1:00.02	1:01.50	0:58.35	0:07.02 [3]	0:35.21 [3]	1:07.04 [3]	1:36.71 [4]	2:05.39 [7]	1:58.36	1:57.32	+1m	32.91m
		Bailey McDonough	Q1	Q1			201m	806m	806m	806m		110m	404m	402m	404m				

Note: Timing is based on positional data

[] Indicates rank at the end of each section

-:--:- No data available for this section

N/A Information not available

Tabcorp Park Melton VIC - M-CLASS

Race 5: ALABAR VICBRED PACE - 2240m

17 September 2022 - 7:44PM



HARNESS RACING VICTORIA

RANK	TAB	Horse/ Driver	Top Speed (Km/h)	Fastest Section	First 50m	First 100m	First 200m	First Half	Middle Half	Last Half	Lead Time	1st Quarter	2nd Quarter	3rd Quarter	4th Quarter	Last Mile	Mile Rate	Distance Travelled	Gross Time/ Margin
					03.34	06.56	13.57	1:44.33	2:12.42	2:41.90	0:46.37	1:14.93 (0:28.56)	1:44.33 (0:29.40)	2:12.42 (0:28.10)	2:41.90 (0:29.47)				
1	4	BET ON THE TIGER NZ	59.94	0:28.02	03.32	06.56	13.78	0:58.15	0:57.33	0:56.95	0:46.79 [5]	1:15.64 [5]	1:44.95 [4]	2:12.96 [4]	2:41.90 [1]	1:55.10	1:56.31	+31m	2:41.90
		Daryl Douglas	Lead	Q3			202m	815m	813m	815m	638m	409m	407m	407m	409m				
2	9	CAPTAIN BELLASARIO	56.55	0:28.10	03.73	07.23	14.30	0:57.73	0:57.50	0:57.63	0:46.59 [3]	1:14.93 [1]	1:44.33 [1]	2:12.42 [1]	2:41.96 [2]	1:55.36	1:56.36	+11m	0.83m
		Jack Laugher	Q1	Q3			200m	808m	806m	806m	634m	406m	403m	404m	403m				
3	8	OZZIE PLAYBOY	57.91	0:28.10	03.70	07.07	13.82	0:58.27	0:57.54	0:57.53	0:46.69 [4]	1:15.53 [4]	1:44.97 [5]	2:13.07 [5]	2:42.49 [3]	1:55.79	1:56.74	+2m	8.13m
		Ellen Tormey	Lead	Q3			199m	804m	806m	807m	628m	403m	402m	405m	403m				
4	7	THE LAST CHANCE	54.63	0:28.06	03.65	07.43	14.93	0:57.68	0:57.20	0:56.74	0:48.09 [9]	1:16.64 [10]	1:45.78 [10]	2:13.83 [8]	2:42.52 [4]	1:54.42	1:56.76	+23m	8.42m
		Nathan Jack	Lead	Q3			201m	815m	812m	810m	634m	408m	408m	406m	405m				
5	5	MONGIANA	56.87	0:28.11	03.46	06.90	14.13	0:58.17	0:57.39	0:58.11	0:46.42 [2]	1:15.31 [3]	1:44.59 [2]	2:12.70 [2]	2:42.70 [5]	1:56.28	1:56.89	+27m	10.82m
		Rebecca Bartley	Lead	Q3			201m	814m	812m	810m	640m	409m	406m	406m	405m				
6	3	MONSIEUR DELACOUR	59.80	0:28.11	03.34	06.61	13.57	0:58.17	0:57.41	0:58.31	0:47.07 [7]	1:15.94 [7]	1:45.24 [6]	2:13.35 [6]	2:43.55 [6]	1:56.48	1:57.50	+24m	22.29m
		Connor Clarke	Lead	Q3			201m	814m	813m	813m	634m	408m	407m	407m	407m				
7	10	MAJOR MAL	55.43	0:28.10	03.87	07.45	14.64	0:57.99	0:57.38	0:58.34	0:47.51 [8]	1:16.23 [8]	1:45.50 [8]	2:13.60 [7]	2:43.84 [7]	1:56.32	1:57.71	+20m	26.08m
		Mark Pitt	Lead	Q3			201m	815m	813m	809m	633m	409m	407m	407m	403m				

Note: Timing is based on positional data

[] Indicates rank at the end of each section

-:--:- No data available for this section

N/A Information not available

Tabcorp Park Melton VIC - M-CLASS

Race 5: ALABAR VICBRED PACE - 2240m

17 September 2022 - 7:44PM



HARNESS RACING VICTORIA

RANK	TAB	Horse/Driver	Top Speed (Km/h)	Fastest Section	First 50m	First 100m	First 200m	First Half	Middle Half	Last Half	Lead Time	1st Quarter	2nd Quarter	3rd Quarter	4th Quarter	Last Mile	Mile Rate	Distance Travelled	Gross Time/Margin
					03.34	06.56	13.57	1:44.33	2:12.42	2:41.90	0:46.37	1:14.93 (0:28.56)	1:44.33 (0:29.40)	2:12.42 (0:28.10)	2:41.90 (0:29.47)				
8	6	RUBY WINGATE	55.96	0:28.19	03.46	07.03	14.61	0:57.33	0:57.72	0:58.45	0:48.32 [10]	1:16.51 [9]	1:45.65 [9]	2:14.23 [9]	2:44.10 [8]	1:55.78	1:57.90	+21m	29.80m
		Michael Bellman	Lead	Q1			202m	804m	808m	813m	640m	403m	403m	407m	407m				
9	1	COBBER	58.51	0:28.11	03.43	06.75	13.50	0:58.28	0:57.55	1:00.17	0:46.36 [1]	1:15.22 [2]	1:44.66 [3]	2:12.76 [3]	2:44.82 [9]	1:58.45	1:58.42	0m	38.76m
		Ryan Sanderson	Lead	Q3			200m	804m	804m	805m	629m	403m	402m	403m	403m				
10	2	BLISSFULL LILLY	56.30	0:28.85	03.46	06.93	14.03	0:58.35	0:58.42	1:03.62	0:46.97 [6]	1:15.82 [6]	1:45.33 [7]	2:14.25 [10]	2:48.94 [10]	2:01.97	2:01.38	+3m	94.21m
		Kevin Jnr Weidenbach	Lead	Q1			200m	805m	805m	805m	630m	403m	403m	403m	402m				

Note: Timing is based on positional data

[] Indicates rank at the end of each section

-:--:-- No data available for this section

N/A Information not available

Tabcorp Park Melton VIC - M-CLASS

Race 6: CATANACHS JEWELLERS PACE - 1720m

17 September 2022 - 8:12PM



HARNESS RACING VICTORIA

RANK	TAB	Horse/ Driver	Top Speed (Km/h)	Fastest Section	First 50m	First 100m	First 200m	First Half	Middle Half	Last Half	Lead Time	1st Quarter	2nd Quarter	3rd Quarter	4th Quarter	Last Mile	Mile Rate	Distance Travelled	Gross Time/ Margin
					03.08	06.18	12.66	1:05.69	1:33.11	2:01.62	0:06.81	0:34.93 (0:28.12)	1:05.69 (0:30.76)	1:33.11 (0:27.42)	2:01.62 (0:28.51)				
1	1	LOVE INA CHEVY NZ	62.58	0:27.41	03.08	06.18	12.66	0:58.89	0:58.18	0:55.92	0:06.80 [1]	0:34.93 [1] (0:28.13)	1:05.69 [1] (0:30.76)	1:33.11 [1] (0:27.41)	2:01.62 [1] (0:28.51)	1:54.81	1:53.79	+1m	2:01.62
		Jackie Barker	Q1	Q3			199m	804m	805m	804m	109m	402m	403m	403m	402m	1610m			
2	3	KOSIMO	57.81	0:27.35	03.39	06.74	13.61	0:58.89	0:58.07	0:55.32	0:07.43 [8]	0:35.60 [6] (0:28.17)	1:06.33 [6] (0:30.72)	1:33.67 [5] (0:27.35)	2:01.65 [2] (0:27.97)	1:54.21	1:53.82	+5m	0:59m
		Daryl Douglas	Q1	Q3			201m	806m	806m	807m	110m	405m	402m	405m	403m	1615m			
3	5	MAKE WAY NZ	60.09	0:27.08	03.15	06.42	13.24	0:59.91	0:58.70	0:54.94	0:07.09 [4]	0:35.38 [5] (0:28.28)	1:07.00 [8] (0:31.62)	1:34.08 [8] (0:27.08)	2:01.95 [3] (0:27.86)	1:54.85	1:54.10	+26m	4:57m
		Anthony Butt	Lead	Q3			200m	819m	812m	814m	109m	414m	406m	407m	409m	1636m			
4	8	KHAKI NUI NZ	61.98	0:27.40	03.41	06.50	12.99	0:58.85	0:58.17	0:55.99	0:07.14 [5]	0:35.23 [3] (0:28.08)	1:05.99 [3] (0:30.77)	1:33.40 [3] (0:27.40)	2:01.99 [4] (0:28.59)	1:54.84	1:54.14	0m	5:30m
		Ellen Tormey	Q1	Q3			200m	804m	805m	804m	110m	402m	402m	403m	402m	1609m			
5	6	WESTERN SONADOR	59.07	0:27.34	03.22	06.50	13.60	0:59.47	0:58.04	0:55.70	0:07.21 [6]	0:35.98 [8] (0:28.77)	1:06.68 [7] (0:30.70)	1:34.03 [7] (0:27.34)	2:02.39 [5] (0:28.37)	1:55.18	1:54.52	+16m	10:58m
		Rebecca Bartley	Lead	Q3			203m	818m	809m	806m	110m	413m	406m	404m	404m	1627m			
6	4	RICK REILLY NZ	61.87	0:27.47	03.12	06.25	12.79	0:58.85	0:58.21	0:56.78	0:06.89 [2]	0:35.00 [2] (0:28.11)	1:05.74 [2] (0:30.74)	1:33.22 [2] (0:27.47)	2:02.52 [6] (0:29.31)	1:55.63	1:54.64	+19m	12:31m
		Jack Laugher	Q1	Q3			201m	815m	812m	812m	109m	411m	406m	407m	406m	1630m			
7	9	SAHARA TIGER	61.09	0:27.46	03.39	06.54	13.28	0:59.11	0:58.15	0:56.42	0:07.21 [7]	0:35.64 [7] (0:28.42)	1:06.32 [5] (0:30.69)	1:33.79 [6] (0:27.46)	2:02.75 [7] (0:28.97)	1:55.54	1:54.86	+21m	15:23m
		Ryan Sanderson	Lead	Q3			201m	814m	814m	815m	110m	408m	407m	408m	408m	1631m			

Note: Timing is based on positional data

[] Indicates rank at the end of each section

-:--:- No data available for this section

N/A Information not available



Tabcorp Park Melton VIC - M-CLASS

Race 6: CATANACHS JEWELLERS PACE - 1720m

17 September 2022 - 8:12PM



HARNESS RACING VICTORIA

RANK	TAB	Horse/ Driver	Top Speed (Km/h)	Fastest Section	First 50m	First 100m	First 200m	First Half	Middle Half	Last Half	Lead Time	1st Quarter	2nd Quarter	3rd Quarter	4th Quarter	Last Mile	Mile Rate	Distance Travelled	Gross Time/ Margin
					03.08	06.18	12.66	1:05.69	1:33.11	2:01.62	0:06.81	0:34.93 (0:28.12)	1:05.69 (0:30.76)	1:33.11 (0:27.42)	2:01.62 (0:28.51)				
8	2	HUGO ROCKS	61.17	0:27.52	03.09	06.27	12.99	0:59.09	0:58.26	0:56.74	0:06.93 [3]	0:35.28 [4]	1:06.03 [4]	1:33.54 [4]	2:02.76 [8]	1:55.83	1:54.86	+19m	15.58m
		Codi Rauchenberger	Lead	Q3			200m	815m	812m	813m	108m	410m	406m	407m	407m				

Scratched: MAJOR MEISTER NZ (7)

Note: Timing is based on positional data

[] Indicates rank at the end of each section

-:--:-- No data available for this section

N/A Information not available

Tabcorp Park Melton VIC - M-CLASS

Race 7: TAB GAMMALITE FREE FOR ALL - 2240m

17 September 2022 - 8:40PM



HARNESS RACING VICTORIA


RANK	TAB	Horse/ Driver	Top Speed (Km/h)	Fastest Section	First 50m 03.31	First 100m 06.59	First 200m 13.10	First Half 1:42.22	Middle Half 2:09.73	Last Half 2:38.90	Lead Time 0:43.67	1st Quarter	2nd Quarter	3rd Quarter	4th Quarter	Last Mile	Mile Rate	Distance Travelled	Gross Time/ Margin
												1:14.00 (0:30.33)	1:42.22 (0:28.22)	2:09.73 (0:27.51)	2:38.90 (0:29.17)				
1	8	COPY THAT NZ	57.23	0:27.41	03.81	07.20	14.11	0:57.20	0:55.50	0:56.34	0:45.36 [7]	1:14.47 [4]	1:42.56 [4]	2:09.97 [3]	2:38.90 [1]	1:53.54	1:54.16	+22m	2:38.90
		Nathan Jack	Lead	Q3			199m	814m	812m	814m	631m	409m	406m	407m	408m				
2	1	CRIME WRITER	58.02	0:27.43	03.47	06.82	13.67	0:58.37	0:55.68	0:56.05	0:44.74 [4]	1:14.86 [7]	1:43.12 [7]	2:10.55 [6]	2:39.17 [2]	1:54.42	1:54.35	+14m	3.55m
		Matthew Craven	Lead	Q3			198m	805m	811m	819m	626m	403m	403m	409m	411m				
3	6	BETTOR BE THE BOMB	59.96	0:27.62	03.37	06.61	13.21	0:58.52	0:55.83	0:56.97	0:43.99 [2]	1:14.31 [3]	1:42.51 [3]	2:10.14 [4]	2:39.49 [3]	1:55.49	1:54.59	+6m	7.70m
		Anthony Butt	Lead	Q3			200m	803m	804m	809m	629m	403m	400m	404m	406m				
4	2	HULI NIEN	57.29	0:27.43	03.46	06.94	13.73	0:57.76	0:55.47	0:57.12	0:45.07 [6]	1:14.80 [6]	1:42.84 [5]	2:10.27 [5]	2:39.96 [4]	1:54.88	1:54.92	+21m	13.95m
		John Justice	Lead	Q3			201m	812m	813m	815m	630m	406m	407m	407m	409m				
5	7	BONDI LOCKDOWN	60.74	0:27.60	03.35	06.60	13.10	0:58.55	0:55.82	0:57.85	0:43.67 [1]	1:14.00 [1]	1:42.22 [1]	2:09.82 [2]	2:40.08 [5]	1:56.41	1:55.01	+7m	15.85m
		Aaron Dunn	Lead	Q3			202m	804m	805m	805m	635m	402m	403m	403m	402m				
6	5	LOCHINVAR ART	58.49	0:27.44	03.31	06.79	14.45	0:57.28	0:55.54	0:58.01	0:45.00 [5]	1:14.19 [2]	1:42.28 [2]	2:09.73 [1]	2:40.30 [6]	1:55.30	1:55.17	+24m	18.96m
		Leigh Sutton	Lead	Q3			202m	814m	813m	812m	635m	409m	406m	408m	405m				
7	3	SHORTYS MATE NZ	54.84	0:27.25	03.84	07.41	14.52	0:57.70	0:55.47	0:56.99	0:45.68 [8]	1:15.17 [8]	1:43.38 [8]	2:10.63 [7]	2:40.37 [7]	1:54.68	1:55.22	+6m	19.50m
		Jack Laugher	Q3	Q3			200m	806m	809m	809m	627m	404m	403m	407m	403m				

Note: Timing is based on positional data

[] Indicates rank at the end of each section

-:--:- No data available for this section

N/A Information not available



Tabcorp Park Melton VIC - M-CLASS

Race 7: TAB GAMMALITE FREE FOR ALL - 2240m

17 September 2022 - 8:40PM



HARNESS RACING VICTORIA

RANK	TAB	Horse/Driver	Top Speed (Km/h)	Fastest Section	First 50m	First 100m	First 200m	First Half	Middle Half	Last Half	Lead Time	1st Quarter	2nd Quarter	3rd Quarter	4th Quarter	Last Mile	Mile Rate	Distance Travelled	Gross Time/Margin
8	4	BONCEL BENJAMIN	59.82	0:28.44	03.31	06.59	13.10	1:42.22	2:09.73	2:38.90	0:43.67	1:14.00 (0:30.33)	1:42.22 (0:28.22)	2:09.73 (0:27.51)	2:38.90 (0:29.17)	2:08.04	2:03.91	0m	181.34m
		Chris Alford	Lead	Q2	03.30	06.59	13.25	0:58.59	0:57.23	1:09.45	0:44.43 [3]	1:14.57 [5] (0:30.15)	1:43.02 [6] (0:28.44)	2:11.81 [8] (0:28.79)	2:52.47 [8] (0:40.66)				
						199m	803m	805m	806m	626m	402m	402m	403m	404m	1611m				

Note: Timing is based on positional data

[] Indicates rank at the end of each section

--:-- No data available for this section

N/A Information not available

Tabcorp Park Melton VIC - M-CLASS

Race 8: LOGICAL STAFFING SOLUTIONS ARGENT 3YO CLASSIC - 2240m

17 September 2022 - 9:09PM



HARNESS RACING VICTORIA

RANK	TAB	Horse/ Driver	Top Speed (Km/h)	Fastest Section	First 50m	First 100m	First 200m	First Half	Middle Half	Last Half	Lead Time	1st Quarter	2nd Quarter	3rd Quarter	4th Quarter	Last Mile	Mile Rate	Distance Travelled	Gross Time/ Margin
					03.35	06.66	13.37	1:51.93	2:19.92	2:47.05	0:46.59	1:19.45 (0:32.86)	1:51.93 (0:32.48)	2:19.92 (0:27.99)	2:47.05 (0:27.12)				
1	6	SOHO HISTORIA	59.01	0:27.12	03.35	06.66	13.56	1:05.34	1:00.47	0:55.12	0:46.57 [1]	1:19.45 [1]	1:51.93 [1]	2:19.92 [1]	2:47.05 [1]	2:00.46	2:00.02	+6m	2:47.05
		Default Jockey 8	Lead	Q4			201m	805m	806m	806m	633m	404m	403m	404m	403m				
2	3	BEACH LIFE	58.59	0:27.18	03.43	06.74	13.37	1:05.33	1:00.44	0:55.18	0:46.87 [2]	1:19.73 [2]	1:52.20 [2]	2:20.18 [2]	2:47.37 [2]	2:00.50	2:00.25	+2m	4.60m
		Allan McDonough	Lead	Q4			199m	805m	805m	807m	627m	404m	402m	404m	404m				
3	2	GIPSY PRINCESS	57.50	0:27.12	03.44	06.83	13.63	1:05.27	1:00.41	0:55.10	0:47.21 [3]	1:20.04 [3]	1:52.48 [3]	2:20.45 [4]	2:47.57 [3]	2:00.37	2:00.40	0m	7.30m
		Jodi Quinlan	Lead	Q4			199m	804m	805m	806m	627m	403m	402m	404m	403m				
4	7	AMORE VITA NZ	56.02	0:27.09	03.90	07.78	15.27	1:04.42	0:59.34	0:54.77	0:48.52 [7]	1:21.28 [7]	1:52.94 [6]	2:20.61 [5]	2:47.71 [4]	1:59.18	2:00.49	+15m	9m
		Chris Alford	Q4	Q4			200m	809m	814m	814m	629m	403m	406m	408m	407m				
5	5	ELEGANT	55.84	0:27.49	03.69	07.50	14.90	1:04.42	0:59.33	0:55.14	0:48.22 [6]	1:20.97 [6]	1:52.64 [4]	2:20.31 [3]	2:47.79 [5]	1:59.56	2:00.55	+13m	10m
		Anthony Butt	Q4	Q4			199m	809m	813m	812m	629m	403m	406m	408m	406m				
6	8	OUR LITTLE JET	57.82	0:27.13	03.84	07.17	13.97	1:05.27	1:00.39	0:55.06	0:47.53 [4]	1:20.35 [4]	1:52.80 [5]	2:20.74 [6]	2:47.87 [6]	2:00.34	2:00.61	0m	11.20m
		Jackie Barker	Lead	Q4			199m	804m	806m	806m	628m	403m	402m	405m	403m				
7	4	WENDYS WISH	56.01	0:26.96	03.71	07.27	14.41	1:05.21	1:00.26	0:54.80	0:47.89 [5]	1:20.67 [5]	1:53.10 [7]	2:20.93 [7]	2:47.90 [7]	2:00.01	2:00.63	+6m	11.70m
		Leigh Sutton	Q4	Q4			200m	805m	808m	810m	627m	403m	403m	406m	406m				

Note: Timing is based on positional data

[] Indicates rank at the end of each section


-:--:- No data available for this section

N/A Information not available

Tabcorp Park Melton VIC - M-CLASS

Race 8: LOGICAL STAFFING SOLUTIONS ARGENT 3YO CLASSIC - 2240m

17 September 2022 - 9:09PM



HARNESS RACING VICTORIA

Scratched: OUR ESCAPADE (1)

Note: Timing is based on positional data

[] Indicates rank at the end of each section

-:--:-- No data available for this section

N/A Information not available

Data processed by  **TRIPLES DATA**

Tabcorp Park Melton VIC - M-CLASS

Race 9: GARRARDS PACE - 2240m

17 September 2022 - 9:38PM



HARNESS RACING VICTORIA

RANK	TAB	Horse/ Driver	Top Speed (Km/h)	Fastest Section	First 50m	First 100m	First 200m	First Half	Middle Half	Last Half	Lead Time	1st Quarter	2nd Quarter	3rd Quarter	4th Quarter	Last Mile	Mile Rate	Distance Travelled	Gross Time/ Margin
					03.34	06.67	13.31	1:48.59	2:17.23	2:44.89	0:46.36	1:16.83 (0:30.47)	1:48.59 (0:31.77)	2:17.23 (0:28.64)	2:44.89 (0:27.66)				
1	2	NIGHT SCHOOL	59.46	0:27.66	03.38	06.65	13.31	1:02.24	1:00.41	0:56.30	0:46.35 [1]	1:16.83 [1] (0:30.47)	1:48.59 [1] (0:31.77)	2:17.23 [1] (0:28.64)	2:44.89 [1] (0:27.66)	1:58.53	1:58.47	+2m	2:44.89
		Stephen Boyington	Lead	Q4				201m	806m	806m	808m	629m	404m	403m	404m				
2	3	MUSZTANG	59.29	0:27.93	03.39	06.67	13.49	1:02.61	0:59.67	0:56.60	0:47.05 [7]	1:17.93 [8] (0:30.87)	1:49.67 [8] (0:31.74)	2:17.60 [3] (0:27.93)	2:46.27 [2] (0:28.68)	1:59.21	1:59.46	+28m	18.30m
		John Caldwell	Lead	Q3				201m	816m	817m	819m	634m	410m	406m	411m				
3	10	SHADY AZZ	58.59	0:28.72	03.68	06.99	13.83	1:02.03	1:00.52	0:57.53	0:46.72 [5]	1:16.95 [2] (0:30.23)	1:48.76 [2] (0:31.80)	2:17.48 [2] (0:28.72)	2:46.28 [3] (0:28.81)	1:59.56	1:59.47	+24m	18.60m
		Aaron Dunn	Lead	Q3				201m	816m	813m	814m	634m	411m	406m	408m				
4	6	OVER THE ODDS NZ	58.23	0:28.56	03.34	06.72	13.94	1:02.66	1:00.47	0:57.24	0:46.40 [2]	1:17.27 [4] (0:30.86)	1:49.07 [4] (0:31.80)	2:17.74 [5] (0:28.68)	2:46.30 [4] (0:28.56)	1:59.90	1:59.48	+31m	18.90m
		Jackie Barker	Lead	Q4				202m	815m	814m	814m	642m	409m	407m	409m				
5	1	WINGATE GUY	57.94	0:28.71	03.46	06.81	13.60	1:02.26	1:00.49	0:57.44	0:46.66 [3]	1:17.14 [3] (0:30.48)	1:48.92 [3] (0:31.78)	2:17.64 [4] (0:28.71)	2:46.37 [5] (0:28.73)	1:59.70	1:59.53	0m	19.50m
		Michael Bellman	Lead	Q3				201m	806m	807m	807m	628m	404m	403m	404m				
6	5	MAJOR WATSON NZ	58.95	0:28.54	03.38	06.67	13.56	1:02.65	1:00.49	0:57.24	0:46.71 [4]	1:17.57 [6] (0:30.86)	1:49.36 [6] (0:31.79)	2:18.06 [8] (0:28.70)	2:46.60 [6] (0:28.54)	1:59.89	1:59.70	+28m	22.80m
		Daryl Douglas	Lead	Q4				202m	815m	814m	814m	638m	409m	407m	408m				
7	13	ARDEN ROANOKE NZ	55.66	0:27.98	04.04	07.69	14.82	1:02.40	0:59.72	0:56.41	0:47.82 [11]	1:18.51 [12] (0:30.68)	1:50.23 [12] (0:31.73)	2:18.22 [9] (0:27.98)	2:46.65 [7] (0:28.44)	1:58.82	1:59.73	+33m	23.50m
		Robert Walters	Q3	Q3				202m	817m	817m	821m	635m	410m	407m	411m				

Note: Timing is based on positional data

[] Indicates rank at the end of each section

-:--:- No data available for this section

N/A Information not available

Tabcorp Park Melton VIC - M-CLASS

Race 9: GARRARDS PACE - 2240m

17 September 2022 - 9:38PM



HARNESS RACING VICTORIA

RANK	TAB	Horse/Driver	Top Speed (Km/h)	Fastest Section	First 50m	First 100m	First 200m	First Half	Middle Half	Last Half	Lead Time	1st Quarter	2nd Quarter	3rd Quarter	4th Quarter	Last Mile	Mile Rate	Distance Travelled	Gross Time/Margin
					03.34	06.67	13.31	1:48.59	2:17.23	2:44.89	0:46.36	1:16.83 (0:30.47)	1:48.59 (0:31.77)	2:17.23 (0:28.64)	2:44.89 (0:27.66)				
8	8	SARAH ANNE	58.04	0:28.75	03.78	07.14	13.93	1:02.25	1:00.61	0:57.56	0:46.98 [6]	1:17.45 [5]	1:49.23 [5]	2:18.05 [7]	2:46.80 [8]	1:59.81	1:59.84	0m	25.40m
		Jordan Leedham	Lead	Q4			199m	807m	807m	806m	626m	404m	403m	404m	403m				
9	12	ROCKNTOMMY RULZ NZ	55.53	0:28.45	03.97	07.55	14.59	1:02.25	1:00.62	0:57.27	0:47.28 [8]	1:17.75 [7]	1:49.54 [7]	2:18.38 [10]	2:46.82 [9]	1:59.53	1:59.85	+1m	25.70m
		Chris Alford	Lead	Q4			200m	805m	806m	806m	630m	403m	403m	404m	403m				
10	4	THE ROCKNROLL KING NZ	58.14	0:28.23	03.39	06.76	13.97	1:02.23	0:59.97	0:56.84	0:47.92 [12]	1:18.41 [11]	1:50.15 [11]	2:18.39 [11]	2:46.99 [10]	1:59.07	1:59.98	+18m	27.90m
		Monique Burnett	Lead	Q3			201m	807m	809m	813m	638m	405m	403m	407m	407m				
11	11	MALIBU JACK	57.47	0:28.01	03.99	07.38	14.19	1:02.40	0:59.73	0:57.10	0:47.55 [9]	1:18.23 [10]	1:49.96 [10]	2:17.97 [6]	2:47.06 [11]	1:59.51	2:00.03	+29m	29m
		Bailey McDonough	Lead	Q3			201m	817m	817m	819m	633m	411m	407m	411m	410m				
12	7	AMILLION PROMISES	54.59	0:28.54	03.71	07.40	15.09	1:02.25	1:00.56	0:57.35	0:47.60 [10]	1:18.09 [9]	1:49.85 [9]	2:18.66 [12]	2:47.20 [12]	1:59.60	2:00.13	+7m	30.80m
		Jack Laugher	Lead	Q4			202m	806m	806m	808m	633m	404m	402m	405m	404m				

Scratched: PRINCESS CHILLA (9)

Note: Timing is based on positional data

[] Indicates rank at the end of each section

-:--:- No data available for this section

N/A Information not available