

Tabcorp Park Melton VIC - C-CLASS

Race 1: DNR LOGISTICS VICBRED PACE - 2240m

18 February 2022 - 6:37PM



HARNESS RACING VICTORIA

RANK	TAB	Horse/ Driver	Top Speed (Km/h)	Fastest Section	First 50m	First 100m	First 200m	First Half	Middle Half	Last Half	Lead Time	1st Quarter	2nd Quarter	3rd Quarter	4th Quarter	Last Mile	Mile Rate	Distance Travelled	Gross Time/ Margin
					03.32	06.51	12.98	1:47.02	2:17.00	2:46.42	0:46.27	1:16.69 (0:30.41)	1:47.02 (0:30.33)	2:17.00 (0:29.98)	2:46.42 (0:29.42)				
1	2	EARS PONDER	59.02	0:29.13	03.35	06.63	13.27	1:00.72	1:00.32	0:59.10	0:46.59 [2]	1:16.98 [3]	1:47.32 [3]	2:17.30 [2]	2:46.42 [1]	0:29.13	1:59.61	0m	2:46.42
		Tony Xiriha	Lead	Q4			200m	805m	806m	806m	630m	404m	402m	404m	403m				
2	1	LOTAKEVI	60.12	0:29.46	03.37	06.60	12.96	1:00.74	1:00.32	0:59.44	0:46.27 [1]	1:16.69 [1]	1:47.02 [1]	2:17.00 [1]	2:46.47 [2]	0:29.46	1:59.68	0m	0.40m
		Ross Payne	Lead	Q4			200m	806m	806m	807m	628m	405m	402m	405m	403m				
3	6	JAMES IN CHARGE	59.19	0:28.76	03.43	06.68	13.56	1:00.71	1:00.24	0:58.64	0:47.33 [7]	1:17.68 [7]	1:48.04 [7]	2:17.93 [9]	2:46.69 [3]	0:28.76	1:59.83	+6m	3.58m
		Celeste Towers	Lead	Q4			203m	805m	806m	806m	636m	404m	402m	404m	403m				
4	5	MISTER FINNIGAN	60.79	0:29.49	03.32	06.51	12.98	1:00.71	1:00.32	0:59.47	0:46.93 [5]	1:17.30 [5]	1:47.64 [5]	2:17.62 [6]	2:47.12 [4]	0:29.49	2:00.11	+5m	9.23m
		Monique Burnett	Lead	Q4			200m	806m	806m	806m	633m	404m	403m	404m	403m				
5	10	WHISKEY AND RYE	56.11	0:29.89	03.94	07.43	14.48	1:00.32	1:00.43	0:59.96	0:46.92 [4]	1:16.89 [2]	1:47.24 [2]	2:17.32 [3]	2:47.21 [6]	0:29.89	2:00.19	+25m	10.43m
		Kate Gath	Lead	Q4			202m	819m	812m	812m	636m	414m	406m	407m	406m				
6	4	ASHARAH	54.83	0:29.31	03.60	07.18	14.67	1:00.73	1:00.03	0:58.97	0:47.50 [8]	1:17.86 [8]	1:48.24 [9]	2:17.89 [8]	2:47.20 [5]	0:29.31	2:00.19	+21m	10.62m
		Ashley Ainsworth	Lead	Q4			202m	814m	814m	812m	636m	408m	407m	408m	405m				
7	3	ATLANTAS	56.52	0:29.82	03.56	06.97	14.08	1:00.78	1:00.36	0:59.85	0:46.77 [3]	1:17.23 [4]	1:47.56 [4]	2:17.59 [5]	2:47.41 [7]	0:29.82	2:00.33	+23m	13.01m
		Christopher Shinn	Lead	Q4			203m	815m	813m	813m	636m	410m	406m	408m	406m				

Note: Timing is based on positional data

[] Indicates rank at the end of each section

-:--:- No data available for this section

N/A Information not available



Tabcorp Park Melton VIC - C-CLASS

Race 1: DNR LOGISTICS VICBRED PACE - 2240m

18 February 2022 - 6:37PM



HARNESS RACING VICTORIA

RANK	TAB	Horse/Driver	Top Speed (Km/h)	Fastest Section	First 50m	First 100m	First 200m	First Half	Middle Half	Last Half	Lead Time	1st Quarter	2nd Quarter	3rd Quarter	4th Quarter	Last Mile	Mile Rate	Distance Travelled	Gross Time/Margin
												1:16.69 (0:30.41)	1:47.02 (0:30.33)	2:17.00 (0:29.98)	2:46.42 (0:29.42)				
8	8	BUNDY WRANGLER	56.68	0:29.56	03.87	07.27	14.22	1:00.65	1:00.11	0:59.33	0:47.71 [9]	1:18.02 [9]	1:48.36 [10]	2:18.13 [10]	2:47.69 [8]	0:29.56	2:00.54	+12m	16.79m
		James Herbertson	Lead	Q4			201m	804m	810m	820m	629m	403m	402m	408m	413m				
9	7	PLAIN ED	56.14	0:29.72	03.67	07.38	15.07	1:00.30	0:59.66	0:59.89	0:47.82 [10]	1:18.16 [10]	1:48.12 [8]	2:17.83 [7]	2:48.00 [9]	0:30.17	2:00.76	+29m	21.07m
		Rodney Petroff	Lead	Q3			204m	818m	820m	820m	634m	409m	410m	411m	410m				
10	9	FRANCESCO	58.92	0:29.55	03.67	06.97	13.74	1:00.81	0:59.92	1:00.38	0:47.11 [6]	1:17.55 [6]	1:47.92 [6]	2:17.47 [4]	2:48.30 [10]	0:30.83	2:00.98	+26m	24.86m
		Connor Clarke	Lead	Q3			202m	815m	816m	818m	635m	409m	407m	410m	410m				

Note: Timing is based on positional data

[] Indicates rank at the end of each section

-:--:- No data available for this section

N/A Information not available

Tabcorp Park Melton VIC - C-CLASS

Race 2: TAB LONG MAY WE PLAY PACE - 1720m

18 February 2022 - 7:03PM



HARNESS RACING VICTORIA

RANK	TAB	Horse/ Driver	Top Speed (Km/h)	Fastest Section	First 50m	First 100m	First 200m	First Half	Middle Half	Last Half	Lead Time	1st Quarter	2nd Quarter	3rd Quarter	4th Quarter	Last Mile	Mile Rate	Distance Travelled	Gross Time/ Margin
					03.21	06.53	13.60	1:10.92	1:40.97	2:10.28	0:07.23	0:38.09 (0:30.86)	1:10.92 (0:32.83)	1:40.97 (0:30.04)	2:10.28 (0:29.33)				
1	5	SCHNAPPSHOT	58.98	0:29.19	03.21	06.53	13.69	1:03.98	1:02.73	0:59.09	0:07.22 [1]	0:38.38 [2]	1:11.21 [2]	1:41.11 [2]	2:10.28 [1]	0:29.19	2:01.98	+20m	2:10.28
		Blake Pace	Lead	Q4				200m	816m	813m	814m	108m	410m	406m	408m				
2	1	GOTTA GO GLADYS	57.81	0:29.22	03.34	06.73	13.93	1:03.84	1:02.89	0:59.21	0:07.45 [3]	0:38.40 [3]	1:11.30 [3]	1:41.28 [3]	2:10.51 [2]	0:29.22	2:02.26	+1m	2.94m
		Michael Bellman	Lead	Q4				199m	805m	806m	806m	109m	403m	403m	404m				
3	8	ROLLING ALONG	57.05	0:29.00	03.69	07.11	14.33	1:03.85	1:02.84	0:58.91	0:07.82 [7]	0:38.74 [5]	1:11.67 [5]	1:41.59 [6]	2:10.57 [3]	0:29.00	2:02.26	0m	3.96m
		Paul Weidenbach	Lead	Q4				201m	804m	806m	805m	111m	402m	403m	404m				
4	3	WONDERFORCE	59.06	0:29.64	03.23	06.54	13.60	1:03.69	1:02.89	0:59.68	0:07.22 [2]	0:38.09 [1]	1:10.92 [1]	1:40.97 [1]	2:10.60 [4]	0:29.64	2:02.26	+2m	4.06m
		Monique Burnett	Lead	Q4				199m	805m	806m	807m	109m	404m	402m	405m				
5	9	EXTORTION	55.16	0:29.06	03.87	07.47	14.93	1:03.92	1:02.28	0:58.56	0:08.19 [9]	0:39.35 [7]	1:12.12 [8]	1:41.63 [7]	2:10.69 [5]	0:29.06	2:02.35	+27m	5.22m
		Charlie Borg	Lead	Q4				202m	814m	818m	822m	112m	407m	408m	411m				
6	7	KIWI KALAHARI	56.78	0:28.90	03.50	07.16	14.87	1:04.56	1:02.32	0:58.42	0:07.92 [8]	0:39.68 [8]	1:12.48 [9]	1:42.00 [9]	2:10.90 [6]	0:28.90	2:02.54	+25m	8.21m
		David Barbetti	Lead	Q4				204m	817m	816m	818m	111m	411m	407m	410m				
7	6	FIRE OFFICIAL	57.57	0:29.25	03.32	06.86	14.56	1:04.43	1:01.88	0:59.10	0:07.57 [5]	0:39.99 [9]	1:12.01 [7]	1:41.86 [8]	2:11.11 [7]	0:29.25	2:02.82	+16m	11.13m
		Jackie Barker	Lead	Q4				201m	815m	807m	810m	110m	413m	402m	406m				

Note: Timing is based on positional data

[] Indicates rank at the end of each section

-:--:- No data available for this section

N/A Information not available



Tabcorp Park Melton VIC - C-CLASS

Race 2: TAB LONG MAY WE PLAY PACE - 1720m

18 February 2022 - 7:03PM



HARNESS RACING VICTORIA

RANK	TAB	Horse/ Driver	Top Speed (Km/h)	Fastest Section	First 50m	First 100m	First 200m	First Half	Middle Half	Last Half	Lead Time	1st Quarter	2nd Quarter	3rd Quarter	4th Quarter	Last Mile	Mile Rate	Distance Travelled	Gross Time/ Margin
					03.21	06.53	13.60	1:10.92	1:40.97	2:10.28	0:07.23	0:38.09 (0:30.86)	1:10.92 (0:32.83)	1:40.97 (0:30.04)	2:10.28 (0:29.33)				
8	2	AWESOME REACTOR	55.27	0:29.61	03.55	07.09	14.43	1:03.92	1:02.54	0:59.41	0:07.81 [6]	0:38.98 [6]	1:11.73 [6]	1:41.53 [5]	2:11.14 [8]	0:29.61	2:02.82	+23m	11.52m
		Tony Xiriha	Lead	Q4			201m	815m	816m	818m	110m	409m	407m	410m	409m				
9	4	BEAU HART	57.87	0:29.76	03.31	06.73	14.05	1:04.10	1:02.82	0:59.70	0:07.46 [4]	0:38.68 [4]	1:11.56 [4]	1:41.51 [4]	2:11.27 [9]	0:29.76	2:02.91	+17m	13.10m
		Craig Demmler	Lead	Q4			200m	813m	813m	812m	110m	408m	406m	408m	406m				

Note: Timing is based on positional data

[] Indicates rank at the end of each section

-:--:-- No data available for this section

N/A Information not available

Tabcorp Park Melton VIC - C-CLASS

Race 3: ALLIED EXPRESS TROT - 2240m

18 February 2022 - 7:33PM



HARNESS RACING VICTORIA

RANK	TAB	Horse/ Driver	Top Speed (Km/h)	Fastest Section	First 50m	First 100m	First 200m	First Half	Middle Half	Last Half	Lead Time	1st Quarter	2nd Quarter	3rd Quarter	4th Quarter	Last Mile	Mile Rate	Distance Travelled	Gross Time/ Margin
					03.45	06.75	13.89	1:52.52	2:24.13	2:54.66	0:48.87	1:20.23 (0:31.36)	1:52.52 (0:32.28)	2:24.13 (0:31.60)	2:54.66 (0:30.53)				
1	1	AMUNET	56.04	0:29.63	03.54	07.05	14.37	1:03.92	1:03.73	1:01.07	0:49.66 [5]	1:21.31 [5]	1:53.59 [6]	2:25.04 [6]	2:54.66 [1]	0:29.63	2:05.60	+15m	2:54.66
		Graeme Whittle	Lead	Q4			201m	808m	812m	818m	630m	404m	404m	409m	410m				
2	6	CHRISKEN KIOSK	53.91	0:30.23	03.77	07.47	15.04	1:04.03	1:03.95	1:01.86	0:48.90 [2]	1:20.61 [2]	1:52.93 [2]	2:24.56 [3]	2:54.79 [2]	0:30.23	2:05.67	+15m	1.80m
		Ken Browne	Lead	Q4			204m	810m	808m	807m	639m	407m	404m	405m	403m				
3	2	WHOSE ME MUM	53.89	0:30.28	03.70	07.38	14.87	1:03.33	1:03.46	1:01.57	0:50.15 [6]	1:21.32 [6]	1:53.48 [5]	2:24.79 [4]	2:55.06 [3]	0:30.28	2:05.89	+16m	5.36m
		James Herbertson	Lead	Q4			201m	811m	814m	816m	630m	405m	407m	408m	409m				
4	3	STAIRWAYTOTHMOON	52.57	0:31.07	03.81	07.61	15.16	1:03.66	1:03.89	1:02.67	0:48.86 [1]	1:20.23 [1]	1:52.52 [1]	2:24.13 [1]	2:55.19 [4]	0:31.07	2:05.96	+11m	7.34m
		Jeremy Quinlan	Lead	Q4			201m	811m	808m	806m	635m	408m	404m	405m	403m				
5	5	LUNA	52.64	0:30.98	03.100	07.80	15.56	1:03.55	1:03.51	1:02.28	0:49.62 [4]	1:20.96 [4]	1:53.17 [3]	2:24.48 [2]	2:55.46 [5]	0:30.98	2:06.10	+22m	10.69m
		Ross Payne	Lead	Q4			203m	816m	814m	813m	636m	409m	408m	408m	406m				
6	7	COUNTESS CHIRON	58.83	0:30.66	03.45	06.75	13.89	1:04.03	1:03.94	1:02.28	0:49.21 [3]	1:20.94 [3]	1:53.25 [4]	2:24.88 [5]	2:55.54 [6]	0:30.66	2:06.18	+7m	11.91m
		Jack MacKinnon	Lead	Q4			200m	810m	808m	809m	629m	406m	404m	405m	405m				

Scratched: JENNYFAVOURITE (4)

Note: Timing is based on positional data

[] Indicates rank at the end of each section

-:--:- No data available for this section

N/A Information not available

Tabcorp Park Melton VIC - C-CLASS

Race 4: ALABAR PACE - 2240m

18 February 2022 - 8:03PM



HARNESS RACING VICTORIA

RANK	TAB	Horse/ Driver	Top Speed (Km/h)	Fastest Section	First	First	First	First	Middle	Last	Lead	1st	2nd	3rd	4th	Last Mile	Mile Rate	Distance Travelled	Gross Time/ Margin
					50m	100m	200m	Half	Half	Half	Time	Quarter	Quarter	Quarter	Quarter				
1	2	REAL DASH NZ	57.33	0:28.30	03.59	06.98	14.04	1:00.36	0:58.99	0:57.59	0:46.81 [3]	1:17.46 [3]	1:47.17 [3]	2:16.45 [3]	2:44.76 [1]	0:28.30	1:58.48	+2m	2:44.76
		Luke Dunne	Lead	Q4				201m	804m	806m	805m	631m	403m	403m	404m				
2	7	MISS DANGERFIELD	55.73	0:28.48	03.66	07.22	14.36	1:00.28	0:58.73	0:57.56	0:47.10 [4]	1:17.74 [4]	1:47.40 [4]	2:16.47 [4]	2:44.96 [2]	0:28.48	1:58.62	+27m	2.39m
		Blake Pace	Lead	Q4				202m	813m	813m	816m	635m	409m	406m	408m				
3	4	BRING THE FLAVE	57.73	0:28.90	03.38	06.84	14.03	1:00.30	0:58.83	0:58.04	0:46.80 [2]	1:17.44 [2]	1:47.11 [2]	2:16.26 [2]	2:45.15 [3]	0:28.90	1:58.77	+20m	5.15m
		Nathan Rothwell	Lead	Q4				202m	814m	811m	810m	634m	408m	406m	406m				
4	5	LENARD ESS	53.24	0:28.53	03.97	07.90	15.52	1:00.26	0:58.44	0:57.20	0:47.81 [7]	1:18.30 [7]	1:48.07 [7]	2:16.75 [6]	2:45.28 [4]	0:28.53	1:58.84	+23m	6.71m
		Declan Murphy	Q4	Q4				202m	813m	814m	817m	631m	408m	406m	409m				
5	8	SATCHMO STRIKES NZ	57.78	0:28.64	04.01	07.34	14.35	1:00.38	0:58.93	0:57.87	0:47.14 [5]	1:17.81 [5]	1:47.53 [5]	2:16.75 [7]	2:45.39 [5]	0:28.64	1:58.91	0m	8.56m
		Celeste Towers	Lead	Q4				201m	804m	804m	805m	630m	403m	402m	403m				
6	1	ROYLANCE	58.87	0:29.28	03.32	06.67	13.70	1:00.38	0:59.02	0:58.82	0:46.47 [1]	1:17.10 [1]	1:46.86 [1]	2:16.13 [1]	2:45.68 [6]	0:29.54	1:59.13	+4m	12.14m
		Sam Flourentzou	Lead	Q3				202m	806m	805m	805m	631m	405m	402m	404m				
7	3	DIDNT I	52.24	0:28.98	03.91	07.69	15.13	1:00.24	0:58.70	0:58.24	0:47.51 [6]	1:18.04 [6]	1:47.75 [6]	2:16.73 [5]	2:45.99 [7]	0:29.26	1:59.34	+18m	16.33m
		Adrian Pace	Lead	Q3				202m	813m	812m	812m	631m	408m	406m	407m				

Note: Timing is based on positional data

[] Indicates rank at the end of each section


-:--:- No data available for this section

N/A Information not available

Tabcorp Park Melton VIC - C-CLASS

Race 4: ALABAR PACE - 2240m

18 February 2022 - 8:03PM



HARNESS RACING VICTORIA

Scratched: MAJOR WATSON NZ (6)

Note: Timing is based on positional data

[] Indicates rank at the end of each section

-:--:-- No data available for this section

N/A Information not available

Data processed by  TRIPLESDATA

Tabcorp Park Melton VIC - C-CLASS

Race 5: ALDEBARAN PARK TROTTERS HANDICAP - 2240m

18 February 2022 - 8:34PM



HARNESS RACING VICTORIA

RANK	TAB	Horse/Driver	Top Speed (Km/h)	Fastest Section	First 50m	First 100m	First 200m	First Half	Middle Half	Last Half	Lead Time	1st Quarter	2nd Quarter	3rd Quarter	4th Quarter	Last Mile	Mile Rate	Distance Travelled	Gross Time/Margin
1	4	VALLEY STAR NZ	52.37	0:28.91	07.19	11.23	18.69	1:02.56	1:00.56	0:58.72	0:50.86 [1]	1:22.69 [1] (0:31.82)	1:53.43 [1] (0:30.74)	2:23.24 [1] (0:29.81)	2:52.15 [1] (0:28.91)	0:28.91	2:03.75	+2m	2:52.15
		Kate Gath	Lead	Q4				201m	805m	805m	807m	631m	404m	402m	404m				
2	6	FLASH KYVALLEY	52.96	0:28.72	07.78	11.64	18.94	1:02.56	1:00.56	0:58.53	0:51.16 [2]	1:22.98 [2] (0:31.82)	1:53.73 [3] (0:30.75)	2:23.54 [2] (0:29.81)	2:52.27 [2] (0:28.72)	0:28.72	2:03.83	+4m	1.48m
		Josh Duggan	Lead	Q4				202m	806m	806m	808m	632m	404m	403m	404m				
3	9	SONNY BROOKE	52.49	0:29.17	08.16	11.92	19.22	1:02.55	1:00.57	0:59.00	0:51.50 [3]	1:23.30 [4] (0:31.80)	1:54.06 [5] (0:30.75)	2:23.88 [3] (0:29.83)	2:53.05 [3] (0:29.17)	0:29.17	2:04.40	+2m	11.95m
		John Caldwell	Lead	Q4				200m	807m	807m	807m	630m	404m	404m	404m				
4	7	NIGHT WHISPERER	52.50	0:29.24	08.31	12.23	19.55	1:02.54	1:00.62	0:59.08	0:51.85 [4]	1:23.63 [6] (0:31.77)	1:54.40 [7] (0:30.77)	2:24.25 [5] (0:29.85)	2:53.48 [4] (0:29.24)	0:29.24	2:04.69	+4m	17.92m
		Ashley Ainsworth	Lead	Q4				202m	805m	807m	807m	633m	402m	404m	404m				
5	5	WHOS COUNTN	49.98	0:29.91	07.60	11.97	19.83	1:02.15	1:00.73	1:00.13	0:52.18 [5]	1:23.82 [7] (0:31.64)	1:54.33 [6] (0:30.51)	2:24.56 [7] (0:30.22)	2:54.47 [5] (0:29.91)	0:29.91	2:05.41	+16m	30.82m
		Jack MacKinnon	Q4	Q4				202m	809m	815m	815m	633m	403m	407m	409m				
6	2	KYLIES LIFE	52.74	0:29.96	06.25	10.74	18.66	1:00.52	1:01.09	1:02.18	0:53.18 [7]	1:23.14 [3] (0:29.96)	1:53.70 [2] (0:30.56)	2:24.23 [4] (0:30.53)	2:55.88 [6] (0:31.65)	0:31.65	2:06.41	+13m	49.85m
		Glenn Douglas	Q1	Q1				200m	815m	814m	811m	628m	408m	408m	407m				
7	8	WHATWILLBEEWILLBEE NZ	53.35	0:30.42	08.61	12.41	19.93	1:01.52	1:00.99	1:02.67	0:52.49 [6]	1:23.45 [5] (0:30.95)	1:54.01 [4] (0:30.56)	2:24.43 [6] (0:30.42)	2:56.69 [7] (0:32.25)	0:32.25	2:06.99	+28m	60.68m
		Michael Bellman	Lead	Q3				203m	813m	815m	818m	639m	407m	407m	409m				

Note: Timing is based on positional data

[] Indicates rank at the end of each section

-:--:- No data available for this section

N/A Information not available

Tabcorp Park Melton VIC - C-CLASS

Race 5: ALDEBARAN PARK TROTTERS HANDICAP - 2240m

18 February 2022 - 8:34PM



HARNESS RACING VICTORIA

RANK	TAB	Horse/ Driver	Top Speed (Km/h)	Fastest Section	First 50m	First 100m	First 200m	First Half	Middle Half	Last Half	Lead Time	1st Quarter	2nd Quarter	3rd Quarter	4th Quarter	Last Mile	Mile Rate	Distance Travelled	Gross Time/ Margin
					06.25	10.74	18.66	1:53.43	2:23.24	2:52.15	0:50.86	1:22.69 (0:31.82)	1:53.43 (0:30.74)	2:23.24 (0:29.81)	2:52.15 (0:28.91)				
8	3	MAJESTIC CONNIES NZ	46.76	0:31.53	11.39	15.89	24.44	1:08.52	1:05.73	1:04.13	1:04.60 [8]	1:39.100 [8]	2:13.13 [8]	2:45.72 [8]	3:17.25 [8]	0:31.53	2:21.79	+16m	336.40m
		Austin Mifsud	Q4	Q4			200m	813m	811m	811m	632m	410m	404m	407m	405m				

Scratched: ROHAAN (1)

Note: Timing is based on positional data

[] Indicates rank at the end of each section

-:--:-- No data available for this section

N/A Information not available

Tabcorp Park Melton VIC - C-CLASS

Race 6: AUSTRALIAN PACING GOLD TROT - 2240m

18 February 2022 - 9:03PM



HARNESS RACING VICTORIA

RANK	TAB	Horse/ Driver	Top Speed (Km/h)	Fastest Section	First 50m	First 100m	First 200m	First Half	Middle Half	Last Half	Lead Time	1st Quarter	2nd Quarter	3rd Quarter	4th Quarter	Last Mile	Mile Rate	Distance Travelled	Gross Time/ Margin
					03.23	06.49	13.09	1:46.22	2:16.08	2:46.20	0:45.18	1:16.20 (0:31.02)	1:46.22 (0:30.02)	2:16.08 (0:29.86)	2:46.20 (0:30.12)				
1	5	NAMOSCAR	56.52	0:29.48	03.57	07.04	14.23	1:00.86	0:59.81	0:59.18	0:46.15 [6]	1:16.90 [6]	1:47.02 [6]	2:16.72 [4]	2:46.20 [1]	0:29.48	1:59.51	+27m	2:46.20
		Ashley Ainsworth	Lead	Q4			203m	815m	815m	816m	637m	409m	407m	408m	408m				
2	7	I AM PEGASUS	60.14	0:29.87	03.23	06.49	13.38	1:01.04	0:59.88	1:00.06	0:45.18 [1]	1:16.20 [1]	1:46.22 [1]	2:16.08 [1]	2:46.27 [2]	0:30.18	1:59.51	+5m	0.91m
		James Herbertson	Lead	Q3			202m	805m	806m	806m	634m	403m	403m	404m	403m				
3	4	PROSTHESIS	55.45	0:29.65	03.66	07.27	14.86	1:00.76	0:59.94	0:59.56	0:46.63 [7]	1:17.35 [7]	1:47.39 [8]	2:17.30 [7]	2:46.95 [3]	0:29.65	2:00.01	+31m	10.12m
		Ken Tippett	Lead	Q4			203m	819m	815m	816m	637m	412m	408m	408m	409m				
4	8	PEAKZ LUCK NZ	58.27	0:29.88	03.81	07.12	13.85	1:00.48	0:59.79	1:01.07	0:45.82 [5]	1:16.40 [2]	1:46.30 [2]	2:16.18 [2]	2:47.37 [4]	0:31.19	2:00.30	+22m	15.61m
		Kate Gath	Lead	Q3			203m	817m	813m	812m	634m	411m	407m	407m	405m				
5	1	ZAREM	58.28	0:30.00	03.46	06.81	13.65	1:01.02	1:00.17	1:00.79	0:45.80 [4]	1:16.82 [5]	1:46.82 [5]	2:16.100 [6]	2:47.61 [5]	0:30.62	2:00.52	0m	18.84m
		Connor Ronan	Lead	Q2			202m	806m	806m	806m	630m	403m	403m	404m	402m				
6	2	WHIZZBANG DAN	59.36	0:30.15	03.31	06.60	13.32	1:01.19	1:00.32	1:01.67	0:45.52 [3]	1:16.56 [4]	1:46.71 [4]	2:16.88 [5]	2:48.39 [6]	0:31.50	2:01.09	+18m	29.25m
		Michael Bellman	Lead	Q2			200m	816m	813m	812m	630m	410m	407m	407m	405m				
7	6	GIL FAVOR NZ	56.62	0:29.43	04.02	07.51	14.81	0:59.27	0:59.95	1:01.28	0:47.93 [8]	1:17.37 [8]	1:47.20 [7]	2:17.31 [8]	2:48.48 [7]	0:31.17	2:01.09	+7m	30.48m
		Austin Mifsud	Lead	Q1			202m	805m	806m	809m	633m	403m	403m	404m	406m				

Note: Timing is based on positional data

[] Indicates rank at the end of each section

-:--:- No data available for this section

N/A Information not available



Tabcorp Park Melton VIC - C-CLASS

Race 6: AUSTRALIAN PACING GOLD TROT - 2240m

18 February 2022 - 9:03PM



HARNESS RACING VICTORIA

RANK	TAB	Horse/Driver	Top Speed (Km/h)	Fastest Section	First 50m	First 100m	First 200m	First Half	Middle Half	Last Half	Lead Time	1st Quarter	2nd Quarter	3rd Quarter	4th Quarter	Last Mile	Mile Rate	Distance Travelled	Gross Time/Margin
8	3	IMPERIAL WHIZ NZ Josh Dickie	60.23	0:30.01	03.23	06.49	13.09	1:46.22	2:16.08	2:46.20	0:45.18	1:16.20 (0:31.02)	1:46.22 (0:30.02)	2:16.08 (0:29.86)	2:46.20 (0:30.12)	0:32.05	2:01.31	+1m	34.02m
			Lead	Q2	03.26	06.49	13.09	1:01.03	1:00.19	1:02.23	0:45.48 [2]	1:16.51 [3] (0:31.02)	1:46.52 [3] (0:30.01)	2:16.70 [3] (0:30.18)	2:48.75 [8] (0:32.05)				

Note: Timing is based on positional data

[] Indicates rank at the end of each section

-:--:-- No data available for this section

N/A Information not available

Tabcorp Park Melton VIC - C-CLASS

Race 7: HYLAND'S RACING COLOURS PACE - 2240m

18 February 2022 - 9:33PM



HARNESS RACING VICTORIA

RANK	TAB	Horse/ Driver	Top Speed (Km/h)	Fastest Section	First 50m	First 100m	First 200m	First Half	Middle Half	Last Half	Lead Time	1st Quarter	2nd Quarter	3rd Quarter	4th Quarter	Last Mile	Mile Rate	Distance Travelled	Gross Time/ Margin
												1:13.22 (0:29.78)	1:45.04 (0:31.82)	2:15.36 (0:30.32)	2:44.12 (0:28.76)				
1	12	FYNN FROST NZ	57.69	0:28.04	04.06	07.59	14.40	1:01.25	1:01.27	0:57.78	0:45.08 [10]	1:14.82 [11]	1:46.34 [9]	2:16.09 [8]	2:44.12 [1]	0:28.04	1:57.96	+33m	2:44.12
		Brad Chisholm	Lead	Q4								202m	816m	816m	820m				
2	4	OZZIE PLAYBOY	60.01	0:28.41	03.39	06.63	13.41	1:02.00	1:02.16	0:58.64	0:43.50 [2]	1:13.56 [4]	1:45.51 [4]	2:15.74 [4]	2:44.15 [2]	0:28.41	1:58.04	+30m	0.76m
		Luke Dunne	Lead	Q4								202m	814m	813m	812m				
4	3	PRAY TELL	59.13	0:28.78	03.44	06.74	13.43	1:01.18	1:02.23	0:59.14	0:43.91 [5]	1:13.22 [1]	1:45.09 [2]	2:15.46 [2]	2:44.24 [3]	0:28.78	1:58.11	+24m	2.08m
		Glenn Douglas	Lead	Q4								201m	815m	811m	811m				
5	8	CHEROKEE JOE	60.72	0:28.65	03.74	06.94	13.39	1:01.60	1:02.14	0:58.96	0:43.76 [4]	1:13.54 [3]	1:45.37 [3]	2:15.67 [3]	2:44.33 [4]	0:28.65	1:58.11	+1m	3.21m
		Josh Dickie	Lead	Q4								201m	804m	805m	805m				
6	1	ART OF SHENG LI	60.83	0:29.00	03.32	06.49	13.03	1:01.61	1:02.14	0:59.32	0:43.43 [1]	1:13.22 [2]	1:45.04 [1]	2:15.36 [1]	2:44.36 [5]	0:29.00	1:58.18	+3m	3.77m
		Ryan Sanderson	Lead	Q4								200m	805m	805m	806m				
7	6	MODERN BLISS	56.62	0:28.54	03.50	07.03	14.09	1:01.36	1:01.54	0:58.47	0:44.71 [9]	1:14.47 [9]	1:46.08 [8]	2:16.00 [7]	2:44.54 [6]	0:28.54	1:58.32	+29m	6.17m
		Codi Rauchenberger	Lead	Q4								201m	816m	815m	814m				
8	11	LA PUDDIE	57.07	0:28.33	04.28	07.85	14.71	1:01.28	1:01.09	0:57.95	0:45.40 [11]	1:15.20 [12]	1:46.68 [11]	2:16.30 [10]	2:44.62 [7]	0:28.33	1:58.32	+27m	7.16m
		Shannon O'Sullivan	Lead	Q4								203m	815m	814m	815m				

Note: Timing is based on positional data

[] Indicates rank at the end of each section

-:--:- No data available for this section

N/A Information not available

Tabcorp Park Melton VIC - C-CLASS

Race 7: HYLAND'S RACING COLOURS PACE - 2240m

18 February 2022 - 9:33PM



HARNESS RACING VICTORIA

RANK	TAB	Horse/Driver	Top Speed (Km/h)	Fastest Section	First 50m	First 100m	First 200m	First Half	Middle Half	Last Half	Lead Time	1st Quarter	2nd Quarter	3rd Quarter	4th Quarter	Last Mile	Mile Rate	Distance Travelled	Gross Time/Margin
												1:13.22 (0:29.78)	1:45.04 (0:31.82)	2:15.36 (0:30.32)	2:44.12 (0:28.76)				
9	2	SPEED DATING	60.44	0:28.83	03.34	06.55	13.17	1:02.17	1:01.96	0:58.85	0:43.63 [3]	1:13.86 [6]	1:45.80 [6]	2:15.82 [5]	2:44.66 [9]	0:28.83	1:58.40	+30m	7.38m
		Patrick Franklin	Lead	Q4			200m	815m	816m	817m	633m	408m	408m	409m	409m				
10	9	ROCKASAKI	58.65	0:28.69	03.75	07.08	13.70	1:01.57	1:02.15	0:58.96	0:44.11 [6]	1:13.82 [5]	1:45.69 [5]	2:15.97 [6]	2:44.65 [8]	0:28.69	1:58.40	+4m	7.79m
		Brent Murphy	Lead	Q4			202m	805m	805m	805m	631m	403m	403m	403m	403m				
11	7	MISTER FORTUNIA NZ	54.78	0:28.33	03.76	07.34	14.59	1:00.56	1:02.00	0:58.56	0:45.78 [12]	1:14.59 [10]	1:46.35 [10]	2:16.59 [11]	2:44.92 [10]	0:28.33	1:58.54	+12m	11.49m
		Kate Gath	Q1	Q4			203m	804m	806m	807m	639m	403m	402m	405m	402m				
12	10	GLENAVRIL KING	59.05	0:28.83	04.03	07.45	13.96	1:01.52	1:02.10	0:59.06	0:44.52 [8]	1:14.17 [8]	1:46.04 [7]	2:16.28 [9]	2:45.11 [11]	0:28.83	1:58.68	0m	13.67m
		Abby Sanderson	Lead	Q4			200m	804m	805m	805m	629m	402m	403m	403m	403m				
N/A	5	OVER THE ODDS NZ	Did not track.																13.67m
		Lance Justice																	

Note: Timing is based on positional data

[] Indicates rank at the end of each section

-:--:- No data available for this section

N/A Information not available

Tabcorp Park Melton VIC - C-CLASS

Race 8: ALL IN ONE PROPERTY TROT - 2240m

18 February 2022 - 10:03PM



HARNESS RACING VICTORIA

RANK	TAB	Horse/ Driver	Top Speed (Km/h)	Fastest Section	First 50m	First 100m	First 200m	First Half	Middle Half	Last Half	Lead Time	1st Quarter	2nd Quarter	3rd Quarter	4th Quarter	Last Mile	Mile Rate	Distance Travelled	Gross Time/ Margin
					03.48	06.79	13.40	1:46.71	2:15.92	2:46.86	0:45.93	1:16.10 (0:30.18)	1:46.71 (0:30.60)	2:15.92 (0:29.21)	2:46.86 (0:30.94)				
1	2	MAJESTICAL BELLE	57.68	0:29.40	03.50	06.86	13.71	1:00.83	1:00.01	0:59.48	0:46.55 [5]	1:16.77 [5]	1:47.38 [5]	2:16.78 [4]	2:46.86 [1]	0:30.08	1:59.96	+2m	2:46.86
		Michael Bellman	Lead	Q3			199m	807m	808m	807m	628m	405m	403m	406m	402m				
2	5	KYVALLEY CLICHY	58.63	0:29.22	03.50	06.83	13.64	1:00.78	0:59.81	1:00.23	0:45.92 [1]	1:16.10 [1]	1:46.71 [1]	2:15.92 [1]	2:46.94 [2]	0:31.01	2:00.03	+4m	0.97m
		Josh Duggan	Lead	Q3			201m	806m	806m	807m	632m	404m	403m	404m	404m				
3	7	YMBRO WASTED	56.68	0:29.16	03.51	06.96	14.21	1:00.80	0:59.79	1:00.01	0:46.50 [4]	1:16.66 [4]	1:47.30 [4]	2:16.46 [3]	2:47.31 [3]	0:30.86	2:00.32	+26m	5.94m
		Ryan Sanderson	Lead	Q3			202m	815m	815m	816m	635m	408m	408m	408m	409m				
4	6	ROYAL GLENFERRIE	58.41	0:29.51	03.47	06.81	13.79	1:00.82	1:00.14	1:00.47	0:46.07 [2]	1:16.28 [2]	1:46.90 [2]	2:16.42 [2]	2:47.37 [4]	0:30.96	2:00.32	+21m	6.97m
		Christopher Shinn	Lead	Q3			202m	814m	812m	811m	636m	408m	406m	406m	405m				
5	8	EASY PICKINGS NZ	54.77	0:29.57	04.05	07.60	14.66	1:00.75	1:00.21	1:00.54	0:46.88 [6]	1:16.99 [6]	1:47.64 [6]	2:17.21 [6]	2:48.17 [5]	0:30.95	2:00.89	+18m	17.58m
		Kate Gath	Lead	Q3			202m	814m	813m	811m	635m	408m	406m	408m	404m				
6	3	DYNAMIC LEGACY	59.35	0:30.09	03.48	06.79	13.40	1:00.80	1:00.68	1:03.60	0:46.24 [3]	1:16.45 [3]	1:47.05 [3]	2:17.14 [5]	2:50.64 [6]	0:33.51	2:02.69	0m	50.63m
		Glenn Douglas	Lead	Q3			200m	806m	806m	806m	628m	404m	403m	404m	403m				
7	1	PHARISEE	55.14	0:30.23	03.74	07.26	14.32	1:00.98	1:01.20	1:04.00	0:46.97 [7]	1:17.20 [7]	1:47.96 [7]	2:18.40 [7]	2:51.95 [7]	0:33.55	2:03.62	+2m	67.94m
		James Herbertson	Lead	Q1			201m	805m	806m	807m	631m	403m	403m	405m	403m				

Note: Timing is based on positional data

[] Indicates rank at the end of each section


-:--:- No data available for this section

N/A Information not available

Tabcorp Park Melton VIC - C-CLASS

Race 8: ALL IN ONE PROPERTY TROT - 2240m

18 February 2022 - 10:03PM



HARNESS RACING VICTORIA

Scratched: FREMARKSPOETRY (4)

Note: Timing is based on positional data

[] Indicates rank at the end of each section

:-:-- No data available for this section

N/A Information not available

Data processed by  TRIPLESDATA

Tabcorp Park Melton VIC - C-CLASS

Race 9: MELTON CITY COUNCIL 3YO & OLDER MAIDEN TROT - 1720m

18 February 2022 - 10:36PM



HARNESS RACING VICTORIA

RANK	TAB	Horse/ Driver	Top Speed (Km/h)	Fastest Section	First 50m	First 100m	First 200m	First Half	Middle Half	Last Half	Lead Time	1st Quarter	2nd Quarter	3rd Quarter	4th Quarter	Last Mile	Mile Rate	Distance Travelled	Gross Time/ Margin
					03.63	06.97	14.01	1:11.26	1:42.02	2:11.68	0:07.67	0:38.80 (0:31.13)	1:11.26 (0:32.47)	1:42.02 (0:30.75)	2:11.68 (0:29.66)				
1	1	MUMPAYSTHEBILLS	52.09	0:29.04	03.83	07.56	15.11	1:03.61	1:02.88	0:59.74	0:08.32 [4]	0:39.75 [3]	1:11.94 [3]	1:42.63 [4]	2:11.68 [1]	0:29.04	2:03.27	+1m	2:11.68
		Craig Demmler	Lead	Q4			200m	806m	806m	807m	110m	404m	403m	404m	404m				
2	5	HOTEL KYVALLEY	56.56	0:29.69	03.54	06.97	14.01	1:03.59	1:03.22	1:00.43	0:07.67 [1]	0:38.80 [1]	1:11.26 [1]	1:42.02 [1]	2:11.70 [2]	0:29.69	2:03.36	+4m	0.04m
		Josh Duggan	Lead	Q4			200m	808m	807m	807m	110m	404m	404m	404m	404m				
3	8	STRATEGIC STRIDE	51.03	0:29.28	04.43	08.27	16.22	1:03.44	1:02.07	0:59.56	0:09.06 [7]	0:40.72 [6]	1:12.50 [6]	1:42.79 [5]	2:12.07 [3]	0:29.28	2:03.64	+20m	5.23m
		David Miles	Q4	Q4			201m	813m	817m	818m	111m	405m	409m	409m	410m				
4	3	KEAYANG ZENDAYA	49.89	0:29.94	04.01	07.91	15.84	1:03.44	1:02.04	1:00.21	0:08.71 [6]	0:40.39 [5]	1:12.15 [4]	1:42.43 [3]	2:12.37 [4]	0:29.94	2:03.92	+17m	9.21m
		Paddy Lee	Lead	Q4			203m	814m	814m	814m	111m	407m	408m	407m	408m				
5	4	BOUTIKA	52.33	0:29.55	03.84	07.56	15.42	1:04.03	1:02.70	1:00.24	0:08.31 [3]	0:40.35 [4]	1:12.35 [5]	1:43.04 [6]	2:12.59 [5]	0:29.55	2:04.20	+4m	12.15m
		Ashley Ainsworth	Lead	Q4			202m	809m	807m	807m	110m	406m	404m	404m	403m				
6	6	LA BELLA FIGURA	51.63	0:29.57	03.89	07.67	15.81	1:04.35	1:02.08	0:59.87	0:08.47 [5]	0:41.04 [7]	1:12.82 [7]	1:43.13 [7]	2:12.70 [6]	0:29.57	2:04.30	+27m	13.65m
		Jeremy Quinlan	Lead	Q4			203m	819m	815m	818m	112m	412m	408m	409m	410m				
7	2	MAJUCKTE	54.30	0:30.73	03.63	07.23	14.38	1:03.63	1:03.12	1:06.26	0:07.97 [2]	0:39.21 [2]	1:11.60 [2]	1:42.34 [2]	2:17.87 [7]	0:35.54	2:09.07	+5m	82.81m
		Bradley Barnes	Q1	Q3			199m	806m	809m	809m	110m	402m	404m	406m	404m				

Note: Timing is based on positional data

[] Indicates rank at the end of each section


-:--:- No data available for this section

N/A Information not available

Tabcorp Park Melton VIC - C-CLASS

Race 9: MELTON CITY COUNCIL 3YO & OLDER MAIDEN TROT - 1720m

18 February 2022 - 10:36PM



HARNESS RACING VICTORIA

Scratched: KRAKUER (7)

Note: Timing is based on positional data

[] Indicates rank at the end of each section

-:--:-- No data available for this section

N/A Information not available

Data processed by  **TRIPLES DATA**