

Tabcorp Park Melton VIC - M-CLASS

Race 1: DNR LOGISTICS 4YO PACE - 1720m

21 October 2022 - 6:01PM



HARNESS RACING VICTORIA

RANK	TAB	Horse/ Driver	Top Speed (Km/h)	Fastest Section	First 50m	First 100m	First 200m	First Half	Middle Half	Last Half	Lead Time	1st Quarter	2nd Quarter	3rd Quarter	4th Quarter	Last Mile	Mile Rate	Distance Travelled	Gross Time/ Margin
					03.12	06.20	12.74	1:05.47	1:32.87	2:00.82	0:06.73	0:35.86 (0:29.14)	1:05.47 (0:29.60)	1:32.87 (0:27.40)	2:00.82 (0:27.95)				
1	4	NIGHT SCHOOL	58.29	0:27.09	03.41	06.79	13.73	0:58.88	0:57.01	0:54.56	0:07.38 [6]	0:36.72 [5]	1:06.26 [6]	1:33.73 [6]	2:00.82 [1]	1:53.45	1:53.05	+19m	2:00.82
		Stephen Boyington	Lead	Q4			202m	813m	812m	815m	110m	409m	405m	408m	409m				
2	2	STIR ME UP	62.41	0:27.41	03.12	06.30	12.74	0:58.64	0:57.00	0:55.60	0:06.83 [2]	0:35.86 [1]	1:05.47 [1]	1:32.87 [1]	2:01.07 [2]	1:54.23	1:53.28	+2m	3.20m
		Anthony Butt	Lead	Q3			201m	804m	805m	806m	111m	403m	402m	404m	403m				
3	1	STORY TO TELL	61.43	0:27.46	03.26	06.43	13.08	0:58.75	0:57.06	0:55.41	0:06.99 [4]	0:36.14 [3]	1:05.75 [3]	1:33.20 [4]	2:01.15 [3]	1:54.15	1:53.35	0m	4.50m
		Jason Ainsworth	Lead	Q3			200m	805m	804m	805m	110m	403m	402m	403m	403m				
4	6	CALL ON ME	60.00	0:27.13	03.33	06.61	13.76	0:58.76	0:56.04	0:55.56	0:07.20 [5]	0:37.05 [6]	1:05.96 [4]	1:33.09 [2]	2:01.54 [4]	1:54.34	1:53.72	+25m	9.50m
		Mark Pitt	Lead	Q3			202m	819m	817m	817m	110m	411m	409m	409m	408m				
5	5	OVER THE ODDS NZ	63.13	0:27.46	03.12	06.20	12.78	0:58.98	0:57.12	0:56.00	0:06.72 [1]	0:36.03 [2]	1:05.70 [2]	1:33.16 [3]	2:01.69 [5]	1:54.97	1:53.86	+16m	11.50m
		Jackie Barker	Lead	Q3			201m	815m	812m	812m	108m	411m	405m	408m	405m				
6	3	RENKO NZ	61.23	0:27.50	03.22	06.39	13.16	0:59.03	0:57.13	0:56.06	0:06.93 [3]	0:36.34 [4]	1:05.97 [5]	1:33.47 [5]	2:02.02 [6]	1:55.09	1:54.17	+16m	15.90m
		Jack Laugher	Lead	Q3			201m	813m	812m	812m	110m	408m	406m	407m	406m				
7	7	TALENT AGENT NZ	57.66	0:27.42	03.53	07.10	14.56	0:58.81	0:56.30	0:55.82	0:07.74 [7]	0:37.67 [8]	1:06.55 [8]	1:33.97 [7]	2:02.37 [7]	1:54.63	1:54.50	+25m	20.60m
		Tayla French	Lead	Q3			202m	816m	818m	817m	110m	410m	407m	412m	407m				

Note: Timing is based on positional data

[] Indicates rank at the end of each section


-:--:- No data available for this section

N/A Information not available

Tabcorp Park Melton VIC - M-CLASS

Race 1: DNR LOGISTICS 4YO PACE - 1720m

21 October 2022 - 6:01PM



HARNESS RACING VICTORIA

RANK	TAB	Horse/Driver	Top Speed (Km/h)	Fastest Section	First 50m	First 100m	First 200m	First Half	Middle Half	Last Half	Lead Time	1st Quarter	2nd Quarter	3rd Quarter	4th Quarter	Last Mile	Mile Rate	Distance Travelled	Gross Time/Margin
8	8	SAYITAINSO JOE	58.23	0:27.80	03.12	06.20	12.74	1:05.47	1:32.87	2:00.82	0:06.73	0:35.86 (0:29.14)	1:05.47 (0:29.60)	1:32.87 (0:27.40)	2:00.82 (0:27.95)	1:56.77	1:56.56	+23m	50.30m
		Josh Duggan	Lead	Q3	03.83	07.21	14.28	0:58.45	0:56.74	0:58.32	0:07.81 [8]	0:37.34 [7] (0:29.52)	1:06.27 [7] (0:28.94)	1:34.07 [8] (0:27.80)	2:04.59 [8] (0:30.51)				

Note: Timing is based on positional data

[] Indicates rank at the end of each section

-:--:-- No data available for this section

N/A Information not available

Tabcorp Park Melton VIC - M-CLASS

Race 2: DOWNLOAD THE TAB APP TODAY PACE - 1720m

21 October 2022 - 6:37PM



HARNESS RACING VICTORIA

RANK	TAB	Horse/ Driver	Top Speed (Km/h)	Fastest Section	First 50m	First 100m	First 200m	First Half	Middle Half	Last Half	Lead Time	1st Quarter	2nd Quarter	3rd Quarter	4th Quarter	Last Mile	Mile Rate	Distance Travelled	Gross Time/ Margin
					03.28	06.47	13.22	1:07.15	1:36.20	2:02.92	0:07.01	0:36.60 (0:29.59)	1:07.15 (0:30.55)	1:36.20 (0:29.05)	2:02.92 (0:26.72)				
1	1	LORIMERMAJOR	61.32	0:26.72	03.28	06.47	13.22	1:00.14	0:59.60	0:55.77	0:07.01 [1]	0:36.60 [1] (0:29.59)	1:07.15 [1] (0:30.55)	1:36.20 [1] (0:29.05)	2:02.92 [1] (0:26.72)	1:55.91	1:55.01	0m	2:02.92
		Tayla French	Q1	Q4			199m	805m	804m	805m	108m	403m	402m	403m	403m	1611m			
2	2	CLOUD NINE NZ	60.89	0:26.73	03.28	06.47	13.37	1:00.17	0:59.53	0:55.76	0:07.03 [2]	0:36.69 [2] (0:29.66)	1:07.20 [2] (0:30.50)	1:36.23 [2] (0:29.03)	2:02.95 [2] (0:26.73)	1:55.92	1:55.04	+14m	0.36m
		Mark Pitt	Q1	Q4			200m	812m	810m	811m	110m	407m	405m	406m	406m	1624m			
3	9	ORBIE	58.15	0:26.76	03.80	07.17	14.17	0:59.72	0:59.53	0:55.79	0:07.74 [6]	0:36.97 [4] (0:29.22)	1:07.47 [4] (0:30.50)	1:36.49 [4] (0:29.03)	2:03.26 [3] (0:26.76)	1:55.51	1:55.33	+16m	4.38m
		David Moran	Lead	Q4			201m	813m	811m	812m	111m	409m	406m	407m	406m	1628m			
4	4	FEEL THE REIGN	56.31	0:26.24	03.62	07.37	14.91	0:59.98	0:59.54	0:55.24	0:08.04 [8]	0:37.49 [7] (0:29.44)	1:08.03 [7] (0:30.54)	1:37.03 [7] (0:29.00)	2:03.27 [4] (0:26.24)	1:55.22	1:55.33	+3m	4.69m
		Jack Laugher	Q4	Q4			200m	805m	805m	807m	109m	404m	402m	404m	404m	1614m			
5	7	MYZARMI	56.75	0:26.39	03.60	07.25	14.97	1:00.10	0:59.43	0:55.39	0:07.94 [7]	0:37.63 [8] (0:29.68)	1:08.05 [8] (0:30.43)	1:37.06 [8] (0:29.00)	2:03.45 [5] (0:26.39)	1:55.50	1:55.51	+21m	6.85m
		Lisa Miles	Q4	Q4			202m	817m	813m	813m	108m	411m	407m	407m	407m	1632m			
6	10	MUSZTANG	56.26	0:26.80	03.92	07.41	14.56	0:59.68	0:59.53	0:55.85	0:08.06 [9]	0:37.27 [6] (0:29.20)	1:07.75 [6] (0:30.48)	1:36.79 [6] (0:29.05)	2:03.59 [6] (0:26.80)	1:55.52	1:55.64	+18m	8.81m
		John Caldwell	Lead	Q4			200m	813m	812m	813m	110m	408m	406m	407m	407m	1628m			
7	8	LEIGHA MILLER	60.18	0:27.16	03.64	06.87	13.56	0:59.98	0:59.59	0:56.21	0:07.43 [4]	0:36.87 [3] (0:29.44)	1:07.41 [3] (0:30.54)	1:36.46 [3] (0:29.05)	2:03.63 [7] (0:27.16)	1:56.19	1:55.67	+1m	9.51m
		James Herbertson	Q1	Q4			199m	805m	805m	806m	108m	404m	401m	404m	402m	1611m			

Note: Timing is based on positional data

[] Indicates rank at the end of each section

-:--:- No data available for this section

N/A Information not available

Tabcorp Park Melton VIC - M-CLASS

Race 2: DOWNLOAD THE TAB APP TODAY PACE - 1720m

21 October 2022 - 6:37PM



HARNESS RACING VICTORIA

RANK	TAB	Horse/Driver	Top Speed (Km/h)	Fastest Section	First 50m	First 100m	First 200m	First Half	Middle Half	Last Half	Lead Time	1st Quarter	2nd Quarter	3rd Quarter	4th Quarter	Last Mile	Mile Rate	Distance Travelled	Gross Time/Margin
												0:36.60 (0:29.59)	1:07.15 (0:30.55)	1:36.20 (0:29.05)	2:02.92 (0:26.72)				
8	3	ROCKNTOMMY RULZ NZ	57.69	0:26.95	03.42	06.83	13.91	1:00.32	0:59.56	0:55.97	0:07.40 [3]	0:37.17 [5]	1:07.72 [5]	1:36.74 [5]	2:03.69 [8]	1:56.28	1:55.73	+3m	10.25m
		Nathan Jack	Lead	Q4			199m	805m	806m	807m	109m	405m	402m	405m	403m				
9	6	WINGATE GUY	57.66	0:26.37	03.41	06.85	14.05	1:01.18	0:59.17	0:55.11	0:07.47 [5]	0:38.23 [10]	1:08.65 [10]	1:37.40 [10]	2:03.77 [9]	1:56.28	1:55.80	+21m	11.30m
		Michael Bellman	Lead	Q4			201m	820m	812m	811m	109m	414m	406m	407m	405m				
10	5	HAYDEN BROMAC NZ	55.39	0:27.08	03.76	07.56	15.34	1:00.12	0:59.15	0:55.87	0:08.23 [10]	0:37.99 [9]	1:08.35 [9]	1:37.14 [9]	2:04.22 [10]	1:55.98	1:56.23	+23m	17.39m
		Corey Bell	Q4	Q4			201m	817m	816m	816m	108m	411m	407m	410m	408m				

Note: Timing is based on positional data

[] Indicates rank at the end of each section

-:--:- No data available for this section

N/A Information not available

Tabcorp Park Melton VIC - M-CLASS

Race 3: ALLIED EXPRESS 3YO CLASSIC - 2240m

21 October 2022 - 7:09PM



HARNESS RACING VICTORIA

RANK	TAB	Horse/ Driver	Top Speed (Km/h)	Fastest Section	First 50m	First 100m	First 200m	First Half	Middle Half	Last Half	Lead Time	1st Quarter	2nd Quarter	3rd Quarter	4th Quarter	Last Mile	Mile Rate	Distance Travelled	Gross Time/ Margin
					03.15	06.13	12.36	1:44.60	2:13.00	2:41.32	0:43.81	1:15.37 (0:31.56)	1:44.60 (0:29.24)	2:13.00 (0:28.40)	2:41.32 (0:28.32)				
1	4	OUR LITTLE JET	62.69	0:27.62	03.19	06.33	12.90	1:00.62	0:57.49	0:55.95	0:44.73 [5]	1:16.22 [6]	1:45.36 [6]	2:13.70 [6]	2:41.32 [1]	1:56.57	1:55.90	+27m	2:41.32
		Kate Gath	Lead	Q4			202m	815m	816m	816m	635m	408m	408m	408m	409m				
2	7	ELEGANT	60.93	0:27.14	03.36	06.69	13.51	1:00.13	0:57.45	0:55.51	0:45.77 [8]	1:16.82 [8]	1:45.91 [8]	2:14.27 [8]	2:41.41 [2]	1:55.64	1:55.97	+29m	1.22m
		Anthony Butt	Lead	Q4			203m	814m	814m	816m	638m	408m	407m	408m	409m				
3	9	BEACH MEMORIES	59.80	0:28.37	03.70	06.98	13.63	0:59.34	0:57.08	0:56.75	0:45.41 [7]	1:16.06 [5]	1:44.76 [2]	2:13.14 [2]	2:41.51 [3]	1:56.09	1:56.04	+24m	2.55m
		Chris Alford	Lead	Q4			200m	817m	812m	812m	633m	411m	407m	406m	407m				
4	3	BEACH LIFE	63.98	0:28.40	03.15	06.21	12.52	1:00.80	0:57.64	0:56.95	0:43.80 [1]	1:15.37 [1]	1:44.60 [1]	2:13.00 [1]	2:41.55 [4]	1:57.74	1:56.07	0m	2.94m
		Mark Pitt	Lead	Q3			200m	805m	805m	805m	629m	404m	402m	404m	403m				
5	2	HEAVENLY SIGN	60.93	0:27.57	03.32	06.56	13.19	1:00.57	0:57.45	0:55.93	0:45.04 [6]	1:16.54 [7]	1:45.63 [7]	2:13.98 [7]	2:41.56 [5]	1:56.52	1:56.08	+24m	3.50m
		Jodi Quinlan	Lead	Q4			200m	813m	815m	815m	635m	407m	407m	409m	407m				
6	1	DIAMOND SHOOZ	61.26	0:28.28	03.32	06.52	13.01	1:00.78	0:57.62	0:56.72	0:44.09 [2]	1:15.67 [2]	1:44.87 [3]	2:13.30 [3]	2:41.57 [6]	1:57.49	1:56.09	+3m	3.73m
		James Herbertson	Lead	Q4			199m	806m	806m	807m	629m	404m	403m	404m	404m				
7	8	OZZIE JOY	61.46	0:28.04	03.64	06.81	13.36	1:00.74	0:57.63	0:56.43	0:44.47 [4]	1:15.99 [4]	1:45.22 [5]	2:13.61 [5]	2:41.66 [7]	1:57.18	1:56.14	0m	4.45m
		Daryl Douglas	Lead	Q4			200m	803m	805m	807m	628m	402m	402m	404m	404m				

Note: Timing is based on positional data

[] Indicates rank at the end of each section

-:--:- No data available for this section

N/A Information not available



Tabcorp Park Melton VIC - M-CLASS

Race 3: ALLIED EXPRESS 3YO CLASSIC - 2240m

21 October 2022 - 7:09PM



HARNESS RACING VICTORIA

RANK	TAB	Horse/ Driver	Top Speed (Km/h)	Fastest Section	First 50m	First 100m	First 200m	First Half	Middle Half	Last Half	Lead Time	1st Quarter	2nd Quarter	3rd Quarter	4th Quarter	Last Mile	Mile Rate	Distance Travelled	Gross Time/ Margin
					03.15	06.13	12.36	1:44.60	2:13.00	2:41.32	0:43.81	1:15.37 (0:31.56)	1:44.60 (0:29.24)	2:13.00 (0:28.40)	2:41.32 (0:28.32)				
8	5	RICH BEAUTY	64.64	0:28.51															
		Allan McDonough	Lead	Q3	03.13	06.13	12.36	1:00.63	0:57.65	0:58.59	0:44.45 [3]	1:15.94 [3] (0:31.49)	1:45.08 [4] (0:29.14)	2:13.59 [4] (0:28.51)	2:43.67 [8] (0:30.07)	1:59.21	1:57.59	+22m	31.11m
						203m	813m	813m	812m	636m	408m	406m	408m	406m	1628m				

Disqualified: RELENTLESS ME (6)

Note: Timing is based on positional data

[] Indicates rank at the end of each section

-:--:-- No data available for this section

N/A Information not available

Tabcorp Park Melton VIC - M-CLASS

Race 5: DYNAMIC PRINT GROUP PACE - 2240m

21 October 2022 - 8:08PM



HARNESS RACING VICTORIA

RANK	TAB	Horse/ Driver	Top Speed (Km/h)	Fastest Section	First 50m	First 100m	First 200m	First Half	Middle Half	Last Half	Lead Time	1st Quarter	2nd Quarter	3rd Quarter	4th Quarter	Last Mile	Mile Rate	Distance Travelled	Gross Time/ Margin
					03.24	06.40	13.05	1:45.83	2:13.72	2:40.70	0:45.25	1:16.36 (0:31.12)	1:45.83 (0:29.47)	2:13.72 (0:27.89)	2:40.70 (0:26.98)				
1	3	NARUTAC PRINCE	61.77	0:26.70	03.28	06.44	13.05	1:00.55	0:57.32	0:54.56	0:45.59 [2]	1:16.67 [2]	1:46.14 [3]	2:14.00 [3]	2:40.70 [1]	1:55.11	1:55.45	+3m	2:40.70
		Mark Pitt	Lead	Q4			200m	806m	805m	806m	628m	404m	403m	403m	404m				
2	7	SPRING IN HIS STEP	56.43	0:26.88	03.71	07.34	14.61	0:59.83	0:57.06	0:54.77	0:46.49 [6]	1:17.15 [5]	1:46.32 [4]	2:14.21 [4]	2:41.09 [2]	1:54.60	1:55.74	+25m	5.12m
		Nathan Jack	Lead	Q4			201m	813m	812m	816m	633m	409m	405m	408m	409m				
3	2	VANQUISH STRIDE NZ	59.08	0:26.43	03.47	06.81	13.89	1:00.45	0:57.23	0:54.26	0:46.52 [7]	1:17.57 [8]	1:46.98 [9]	2:14.81 [9]	2:41.23 [3]	1:54.71	1:55.84	+2m	7.19m
		Ryan Sanderson	Lead	Q4			200m	804m	805m	806m	630m	402m	402m	404m	404m				
4	5	MAKE WAY NZ	56.98	0:26.75	03.78	07.39	14.84	0:59.76	0:56.99	0:54.63	0:46.84 [9]	1:17.50 [7]	1:46.61 [6]	2:14.49 [6]	2:41.24 [4]	1:54.39	1:55.84	+22m	7.20m
		Zac Phillips	Q4	Q4			201m	812m	812m	816m	633m	407m	406m	408m	409m				
5	6	YAMBUKIAN	62.58	0:27.61	03.24	06.40	13.04	1:00.59	0:57.36	0:55.49	0:45.24 [1]	1:16.36 [1]	1:45.83 [1]	2:13.72 [1]	2:41.32 [5]	1:56.08	1:55.90	+6m	8.37m
		Kate Gath	Lead	Q4			201m	805m	804m	806m	632m	403m	403m	403m	404m				
6	1	KHAKI NUI NZ	60.97	0:27.11	03.31	06.55	13.34	1:00.52	0:57.28	0:54.96	0:45.88 [3]	1:16.96 [4]	1:46.41 [5]	2:14.25 [5]	2:41.36 [6]	1:55.48	1:55.93	0m	9.09m
		Daryl Douglas	Lead	Q4			200m	804m	805m	807m	627m	403m	401m	404m	403m				
7	8	HULI NIEN	61.10	0:26.87	03.64	06.84	13.65	1:00.48	0:57.25	0:54.70	0:46.20 [5]	1:17.26 [6]	1:46.68 [7]	2:14.52 [7]	2:41.39 [7]	1:55.18	1:55.95	+3m	9.19m
		John Justice	Lead	Q4			199m	805m	804m	809m	627m	404m	402m	403m	407m				

Note: Timing is based on positional data

[] Indicates rank at the end of each section

-:--:- No data available for this section

N/A Information not available



HARNESS RACING VICTORIA

Tabcorp Park Melton VIC - M-CLASS

Race 5: DYNAMIC PRINT GROUP PACE - 2240m

21 October 2022 - 8:08PM



RANK	TAB	Horse/ Driver	Top Speed (Km/h)	Fastest Section	First 50m	First 100m	First 200m	First Half	Middle Half	Last Half	Lead Time	1st Quarter	2nd Quarter	3rd Quarter	4th Quarter	Last Mile	Mile Rate	Distance Travelled	Gross Time/ Margin
					03.24	06.40	13.05	1:45.83	2:13.72	2:40.70	0:45.25	1:16.36 (0:31.12)	1:45.83 (0:29.47)	2:13.72 (0:27.89)	2:40.70 (0:26.98)				
8	4	SHORTYS MATE NZ	56.32	0:27.02	03.74	07.22	14.42	1:00.02	0:56.98	0:54.89	0:46.83 [8]	1:17.76 [9]	1:46.86 [8]	2:14.73 [8]	2:41.75 [8]	1:54.92	1:56.21	+15m	13.97m
		Ellen Tormey	Lead	Q4			201m	810m	813m	815m	628m	405m	406m	408m	408m				
9	9	SUPREME DOMINATOR NZ	59.26	0:27.89	03.75	07.06	14.19	0:59.85	0:57.08	0:55.79	0:46.18 [4]	1:16.87 [3]	1:46.04 [2]	2:13.94 [2]	2:41.84 [9]	1:55.65	1:56.27	+19m	15.34m
		Anthony Butt	Lead	Q4			201m	814m	813m	812m	631m	408m	407m	407m	406m				

Note: Timing is based on positional data

[] Indicates rank at the end of each section

-:--:-- No data available for this section

N/A Information not available

Tabcorp Park Melton VIC - M-CLASS

Race 6: ALDEBARAN PARK TRUE ROMAN TROTTERS FREE FOR ALL (GROUP 3) - 2240m



21 October 2022 - 8:38PM



HARNESS RACING VICTORIA

RANK	TAB	Horse/ Driver	Top Speed (Km/h)	Fastest Section	First 50m	First 100m	First 200m	First Half	Middle Half	Last Half	Lead Time	1st Quarter	2nd Quarter	3rd Quarter	4th Quarter	Last Mile	Mile Rate	Distance Travelled	Gross Time/ Margin
												1:17.77 (0:31.18)	1:48.04 (0:30.27)	2:16.28 (0:28.24)	2:44.23 (0:27.94)				
1	3	ALDEBARAN ZEUS	57.65	0:27.94	03.57	07.00	13.93	1:01.45	0:58.51	0:56.18	0:46.59 [2]	1:17.77 [1]	1:48.04 [1]	2:16.28 [1]	2:44.23 [1]	1:57.63	1:57.99	+4m	2:44.23
		Chris Alford	Lead	Q4								200m	806m	806m	807m				
2	1	SUNDONS COURAGE	59.47	0:27.75	03.46	06.76	13.77	1:01.43	0:58.51	0:55.99	0:46.90 [3]	1:18.07 [3]	1:48.33 [3]	2:16.56 [3]	2:44.33 [2]	1:57.42	1:58.06	+1m	1.33m
		Ryan Duffy	Lead	Q4								199m	806m	807m	807m				
3	9	OLLIVICI NZ	57.01	0:27.85	03.93	07.35	14.40	1:01.35	0:58.35	0:56.10	0:47.07 [4]	1:18.33 [4]	1:48.42 [4]	2:16.68 [4]	2:44.53 [3]	1:57.45	1:58.20	+25m	4.02m
		Chris Lang	Lead	Q4								200m	816m	817m	817m				
4	7	IM READY JET	54.98	0:27.60	03.95	07.68	15.16	1:01.17	0:57.99	0:55.60	0:47.80 [8]	1:18.99 [8]	1:48.97 [8]	2:16.97 [7]	2:44.56 [4]	1:56.76	1:58.24	+28m	4.65m
		Nathan Jack	Lead	Q4					200m	815m		816m	820m	633m	409m				
5	4	LOCKSLEY LOVER	56.85	0:28.12	03.60	07.13	14.44	1:01.32	0:58.23	0:56.57	0:47.42 [6]	1:18.65 [6]	1:48.75 [6]	2:16.87 [6]	2:45.33 [5]	1:57.91	1:58.78	+23m	14.86m
		Rebecca Bartley	Lead	Q3								201m	814m	814m	814m				
6	5	ULTIMATE STRIDE NZ	57.73	0:28.40	03.53	06.91	13.92	1:01.49	0:58.56	0:57.28	0:46.57 [1]	1:17.92 [2]	1:48.07 [2]	2:16.47 [2]	2:45.35 [6]	1:58.76	1:58.80	+26m	15.02m
		Greg Sugars	Lead	Q3							202m	816m	815m	813m	638m				
7	2	VACATION HILL NZ	58.14	0:28.23	03.50	06.95	14.09	1:01.40	0:58.48	0:57.15	0:47.22 [5]	1:18.38 [5]	1:48.62 [5]	2:16.86 [5]	2:45.78 [7]	1:58.55	1:59.10	+1m	20.50m
		Kate Gath	Lead	Q3								200m	807m	805m	806m				


Note: Timing is based on positional data

[] Indicates rank at the end of each section

-:--:- No data available for this section

N/A Information not available

Tabcorp Park Melton VIC - M-CLASS



Race 6: ALDEBARAN PARK TRUE ROMAN TROTTERS FREE FOR ALL (GROUP 3) - 2240m



21 October 2022 - 8:38PM

HARNESS RACING VICTORIA

RANK	TAB	Horse/Driver	Top Speed (Km/h)	Fastest Section	First 50m	First 100m	First 200m	First Half	Middle Half	Last Half	Lead Time	1st Quarter	2nd Quarter	3rd Quarter	4th Quarter	Last Mile	Mile Rate	Distance Travelled	Gross Time/Margin
					03.46	06.76	13.77	1:48.04	2:16.28	2:44.23	0:46.59	1:17.77 (0:31.18)	1:48.04 (0:30.27)	2:16.28 (0:28.24)	2:44.23 (0:27.94)				
8	8	NEPHEW OF SONOKO	56.75	0:28.23	03.97	07.42	14.52	1:01.39	0:58.51	0:56.90	0:47.55 [7]	1:18.67 [7]	1:48.95 [7]	2:17.18 [8]	2:45.84 [8]	1:58.28	1:59.15	+3m	21.66m
		James Herbertson	Lead	Q3			199m	806m	808m	810m	628m	405m	402m	407m	404m				
9	10	ROYAL CHARLOTTE	55.45	0:29.13	04.09	07.69	14.93	1:00.86	0:59.41	0:59.67	0:48.85 [9]	1:19.42 [9]	1:49.72 [9]	2:18.84 [9]	2:49.38 [9]	2:00.52	2:01.69	+9m	68.98m
		Daryl Douglas	Lead	Q3			199m	809m	808m	808m	632m	406m	404m	405m	404m				
10	6	ALWAYS READY	50.53	0:29.20	11.45	15.87	24.70	1:03.65	1:01.63	0:59.22	1:01.94 [10]	1:33.98 [10]	2:05.59 [10]	2:35.61 [10]	3:04.82 [10]	2:02.87	2:12.78	+11m	275.95m
		Jack Laugher	Q4	Q4			201m	811m	808m	807m	633m	408m	404m	405m	403m				

Note: Timing is based on positional data

[] Indicates rank at the end of each section

-:--:-- No data available for this section

N/A Information not available



HARNESS RACING VICTORIA

Tabcorp Park Melton VIC - M-CLASS

Race 7: ANGELIQUE CLUB PACE (GROUP 3) - 2240m

21 October 2022 - 9:09PM




RANK	TAB	Horse/ Driver	Top Speed (Km/h)	Fastest Section	First 50m 03.19	First 100m 06.23	First 200m 12.75	First Half 1:42.19	Middle Half 2:09.92	Last Half 2:37.77	Lead Time 0:43.74	1st Quarter	2nd Quarter	3rd Quarter	4th Quarter	Last Mile	Mile Rate	Distance Travelled	Gross Time/ Margin
												1:12.94 (0:29.20)	1:42.19 (0:29.25)	2:09.92 (0:27.72)	2:37.77 (0:27.85)				
1	11	LADIES IN RED	59.00	0:27.64	03.79	07.18	14.34	0:57.13	0:56.84	0:55.36	0:45.27 [10]	1:13.20 [4]	1:42.40 [2]	2:10.05 [2]	2:37.77 [1]	1:52.49	1:53.35	+28m	2:37.77
		David Moran	Lead	Q3			202m	819m	814m	812m	637m	414m	407m	408m	405m				
2	4	DOUGS BABE	63.31	0:27.50	03.19	06.23	12.75	0:58.71	0:57.14	0:55.06	0:44.03 [2]	1:13.18 [3]	1:42.74 [5]	2:10.32 [3]	2:37.81 [2]	1:53.78	1:53.38	+2m	0.50m
		Michael Bellman	Lead	Q4			201m	806m	807m	807m	629m	403m	404m	404m	404m				
3	9	TREACHERY	60.60	0:27.72	03.62	06.80	13.70	0:57.99	0:56.95	0:55.66	0:44.19 [3]	1:12.97 [2]	1:42.19 [1]	2:09.92 [1]	2:37.86 [3]	1:53.66	1:53.41	+13m	1.10m
		Mark Pitt	Lead	Q3			201m	811m	805m	806m	636m	410m	403m	403m	403m				
4	10	TOUGH TILLY	59.70	0:27.63	03.70	07.07	14.00	0:58.08	0:57.06	0:55.52	0:44.90 [7]	1:13.80 [8]	1:42.99 [6]	2:10.86 [5]	2:38.50 [4]	1:53.59	1:53.87	+24m	9.90m
		Kate Gath	Lead	Q4			200m	816m	815m	813m	634m	410m	407m	409m	405m				
5	1	COMMON COURTESY	59.59	0:28.00	03.42	06.78	13.45	0:58.72	0:57.70	0:56.11	0:44.62 [5]	1:13.78 [7]	1:43.35 [8]	2:11.47 [7]	2:39.47 [5]	1:54.84	1:54.56	+6m	22.80m
		Connor Ronan	Lead	Q4			200m	809m	807m	809m	628m	405m	404m	404m	406m				
6	8	AUNTY BELLA	59.85	0:28.04	03.69	07.06	13.86	0:58.69	0:57.60	0:56.25	0:45.03 [9]	1:14.14 [9]	1:43.72 [10]	2:11.75 [8]	2:39.96 [6]	1:54.93	1:54.93	+1m	29.40m
		Abbey Turnbull	Lead	Q3			200m	805m	806m	807m	629m	403m	402m	405m	403m				
7	5	SARAH ANNE	62.75	0:28.12	03.21	06.31	12.82	0:58.73	0:57.66	0:57.74	0:43.74 [1]	1:12.94 [1]	1:42.47 [3]	2:10.60 [4]	2:40.22 [7]	1:56.48	1:55.11	+3m	32.70m
		Daryl Douglas	Lead	Q3			199m	805m	804m	805m	632m	404m	402m	403m	403m				

Note: Timing is based on positional data

[] Indicates rank at the end of each section

-:--:- No data available for this section

N/A Information not available



Tabcorp Park Melton VIC - M-CLASS

Race 7: ANGELIQUE CLUB PACE (GROUP 3) - 2240m

21 October 2022 - 9:09PM



HARNESS RACING VICTORIA

RANK	TAB	Horse/ Driver	Top Speed (Km/h)	Fastest Section	First 50m	First 100m	First 200m	First Half	Middle Half	Last Half	Lead Time	1st Quarter	2nd Quarter	3rd Quarter	4th Quarter	Last Mile	Mile Rate	Distance Travelled	Gross Time/ Margin
					03.19	06.23	12.75	1:42.19	2:09.92	2:37.77	0:43.74	1:12.94 (0:29.20)	1:42.19 (0:29.25)	2:09.92 (0:27.72)	2:37.77 (0:27.85)				
8	2	BETTOR ROBYN	61.05	0:28.13	03.36	06.53	13.07	0:58.75	0:57.73	0:57.70	0:44.30 [4]	1:13.45 [6]	1:43.05 [7]	2:11.18 [6]	2:40.75 [9]	1:56.45	1:55.49	0m	39.60m
		Rebecca Bartley	Lead	Q3			199m	807m	805m	806m	627m	405m	403m	403m	403m				
9	12	MONA MIA	58.24	0:28.33	04.06	07.43	14.62	0:58.18	0:57.39	0:57.02	0:45.53 [11]	1:14.65 [12]	1:43.72 [10]	2:12.04 [11]	2:40.74 [8]	1:55.20	1:55.48	+22m	39.70m
		Ryan Sanderson	Lead	Q3			200m	815m	814m	812m	635m	409m	406m	408m	404m				
10	6	MOMENTSLIKETHESE	60.15	0:28.07	03.44	06.76	14.02	0:58.30	0:57.67	0:57.71	0:45.77 [12]	1:14.47 [11]	1:44.08 [12]	2:12.14 [12]	2:41.79 [10]	1:56.01	1:56.24	+25m	53.70m
		Greg Sugars	Lead	Q3			202m	808m	813m	819m	638m	403m	405m	409m	411m				
11	3	JENDEN STRIKE	61.01	0:28.36	03.35	06.57	13.42	0:58.43	0:57.52	0:58.51	0:45.01 [8]	1:14.28 [10]	1:43.44 [9]	2:11.80 [9]	2:41.95 [11]	1:56.94	1:56.35	+31m	56m
		Chris Alford	Lead	Q3			201m	818m	817m	818m	635m	410m	409m	409m	410m				
12	7	RUNAWAY CELEBRITY	62.85	0:28.82	03.22	06.31	12.73	0:58.05	0:58.38	1:04.59	0:44.62 [6]	1:13.45 [5]	1:42.67 [4]	2:11.82 [10]	2:47.26 [12]	2:02.64	2:00.17	+25m	126.60m
		Jodi Quinlan	Lead	Q1			202m	815m	812m	813m	637m	410m	406m	407m	407m				

Note: Timing is based on positional data

[] Indicates rank at the end of each section

-:--:- No data available for this section

N/A Information not available

Tabcorp Park Melton VIC - M-CLASS

Race 8: THE BIG SCREEN COMPANY PACE - 2240m

21 October 2022 - 9:38PM



HARNESS RACING VICTORIA

RANK	TAB	Horse/ Driver	Top Speed (Km/h)	Fastest Section	First 50m 03.18	First 100m 06.23	First 200m 12.59	First Half 1:44.11	Middle Half 2:12.14	Last Half 2:40.56	Lead Time 0:43.56	1st Quarter	2nd Quarter	3rd Quarter	4th Quarter	Last Mile	Mile Rate	Distance Travelled	Gross Time/ Margin
												1:14.56 (0:31.00)	1:44.11 (0:29.56)	2:12.14 (0:28.03)	2:40.56 (0:28.41)				
1	5	HES IDEAL	63.56	0:28.03	03.18	06.23	12.59	1:00.56	0:57.59	0:56.45	0:43.55 [1]	1:14.56 [1] (0:31.00)	1:44.11 [1] (0:29.56)	2:12.14 [1] (0:28.03)	2:40.56 [1] (0:28.41)	1:57.00	1:55.35	+8m	2:40.56
		Mark Pitt	Lead	Q3			202m	806m	806m	805m	636m	403m	403m	403m	403m				
2	9	KOSIMO	60.06	0:27.49	03.81	07.06	13.78	0:59.81	0:56.80	0:55.14	0:45.79 [10]	1:16.27 [10] (0:30.48)	1:45.60 [10] (0:29.32)	2:13.08 [8] (0:27.49)	2:40.73 [2] (0:27.65)	1:54.94	1:55.48	+29m	2.49m
		Daryl Douglas	Lead	Q3			200m	815m	815m	819m	633m	409m	407m	409m	411m				
3	8	MAJOR MEISTER NZ	61.86	0:28.02	03.62	06.78	13.15	1:00.49	0:57.59	0:56.05	0:44.20 [3]	1:15.12 [4] (0:30.92)	1:44.69 [5] (0:29.56)	2:12.72 [4] (0:28.03)	2:40.74 [3] (0:28.02)	1:56.54	1:55.48	0m	2.58m
		Jordan Leedham	Lead	Q4			200m	804m	806m	806m	628m	402m	402m	405m	403m				
4	1	DUKE OF DUNDEE NZ	62.31	0:28.05	03.30	06.42	12.71	1:00.52	0:57.60	0:56.78	0:43.87 [2]	1:14.84 [2] (0:30.97)	1:44.39 [3] (0:29.55)	2:12.44 [2] (0:28.05)	2:41.17 [4] (0:28.72)	1:57.28	1:55.79	0m	8.14m
		Abby Sanderson	Lead	Q3			199m	805m	806m	806m	627m	403m	402m	404m	403m				
5	10	JEAN LUC NZ	59.44	0:27.74	03.81	07.17	14.08	0:59.56	0:57.73	0:55.90	0:45.72 [9]	1:15.71 [8] (0:29.99)	1:45.28 [8] (0:29.56)	2:13.44 [10] (0:28.16)	2:41.19 [5] (0:27.74)	1:55.46	1:55.81	+16m	8.72m
		Michael Bellman	Lead	Q4			201m	804m	809m	816m	634m	403m	402m	407m	409m				
6	4	SANDAY	61.41	0:28.01	03.27	06.47	13.10	1:00.46	0:57.57	0:56.46	0:44.52 [5]	1:15.42 [6] (0:30.89)	1:44.99 [6] (0:29.56)	2:12.99 [6] (0:28.01)	2:41.45 [6] (0:28.45)	1:56.92	1:55.99	+3m	12.00m
		Ryan Sanderson	Lead	Q3			200m	804m	805m	807m	630m	403m	402m	404m	404m				
7	7	PULL THE OTHER LEG NZ	62.99	0:28.17	03.17	06.34	13.19	0:59.22	0:57.02	0:57.21	0:45.08 [7]	1:15.45 [7] (0:30.37)	1:44.31 [2] (0:28.85)	2:12.47 [3] (0:28.17)	2:41.51 [7] (0:29.04)	1:56.43	1:56.04	+27m	12.86m
		Kate Gath	Lead	Q3			202m	816m	814m	812m	636m	408m	408m	406m	406m				

Note: Timing is based on positional data

[] Indicates rank at the end of each section

-:--:- No data available for this section

N/A Information not available



Tabcorp Park Melton VIC - M-CLASS

Race 8: THE BIG SCREEN COMPANY PACE - 2240m

21 October 2022 - 9:38PM



HARNESS RACING VICTORIA

RANK	TAB	Horse/Driver	Top Speed (Km/h)	Fastest Section	First 50m	First 100m	First 200m	First Half	Middle Half	Last Half	Lead Time	1st Quarter	2nd Quarter	3rd Quarter	4th Quarter	Last Mile	Mile Rate	Distance Travelled	Gross Time/Margin
					03.18	06.23	12.59	1:44.11	2:12.14	2:40.56	0:43.56	1:14.56 (0:31.00)	1:44.11 (0:29.56)	2:12.14 (0:28.03)	2:40.56 (0:28.41)				
8	2	ITS BEAUJOLAIS	60.43	0:27.51	03.41	06.70	13.44	0:59.87	0:56.93	0:56.31	0:45.42 [8]	1:15.87 [9]	1:45.28 [9]	2:12.80 [5]	2:41.60 [9]	1:56.17	1:56.10	+25m	13.97m
		Chris Alford	Lead	Q3			200m	814m	815m	817m	631m	408m	407m	409m	409m				
9	6	FRANCO LANDRY NZ	63.79	0:28.27	03.21	06.28	12.80	1:00.22	0:58.03	0:56.60	0:44.77 [6]	1:15.28 [5]	1:45.00 [7]	2:13.32 [9]	2:41.59 [8]	1:56.82	1:56.10	+22m	14.28m
		Josh Dickie	Lead	Q4			201m	813m	814m	810m	636m	407m	407m	408m	403m				
10	3	LOVE INA CHEVY NZ	63.16	0:28.39	03.18	06.26	12.56	1:00.20	0:58.08	0:59.60	0:44.46 [4]	1:14.97 [3]	1:44.67 [4]	2:13.05 [7]	2:44.27 [10]	1:59.80	1:58.02	+20m	49.59m
		Jackie Barker	Lead	Q3			200m	814m	813m	811m	632m	407m	407m	407m	405m				

Note: Timing is based on positional data

[] Indicates rank at the end of each section

-:--:-- No data available for this section

N/A Information not available

Tabcorp Park Melton VIC - M-CLASS

Race 9: LOGICAL STAFFING SOLUTIONS TATLOW STAKES (2YO FILLIES) (GROUP 2) - 2240m



21 October 2022 - 10:09PM



HARNESS RACING VICTORIA

RANK	TAB	Horse/ Driver	Top Speed (Km/h)	Fastest Section	First 50m 03.37	First 100m 06.48	First 200m 12.76	First Half 1:43.45	Middle Half 2:13.73	Last Half 2:41.67	Lead Time 0:42.52	1st Quarter	2nd Quarter	3rd Quarter	4th Quarter	Last Mile	Mile Rate	Distance Travelled	Gross Time/ Margin
												1:13.14 (0:30.62)	1:43.45 (0:30.31)	2:13.73 (0:30.28)	2:41.67 (0:27.94)				
1	2	TEMPTING TIGRESS NZ	60.38	0:27.95	03.47	06.68	13.26	1:00.27	1:00.05	0:57.50	0:43.89 [5]	1:13.68 [6]	1:44.17 [7]	2:13.73 [1]	2:41.67 [1]	1:57.77	1:56.15	+28m	2:41.67
		Mark Pitt	Lead	Q4			200m	816m	816m	814m	635m	410m	407m	410m	405m				
2	9	PERFECT IN PINK	57.56	0:28.15	03.99	07.38	14.28	0:59.05	0:59.30	0:57.68	0:45.40 [9]	1:14.68 [9]	1:44.45 [8]	2:13.98 [3]	2:42.13 [2]	1:56.73	1:56.49	+30m	6.30m
		Kate Gath	Lead	Q4			201m	815m	819m	816m	636m	407m	409m	411m	406m				
3	4	SOHO SERAPHINE	61.47	0:28.38	03.37	06.52	12.93	1:00.92	1:00.77	0:58.83	0:42.82 [3]	1:13.42 [4]	1:43.74 [3]	2:14.20 [5]	2:42.56 [3]	1:59.75	1:56.80	+5m	12.40m
		Anthony Butt	Lead	Q4			201m	805m	804m	808m	629m	404m	402m	404m	405m				
4	6	OZZIE SWEET PEA	58.02	0:29.14	03.62	07.03	13.88	0:59.86	1:00.21	0:58.90	0:44.64 [8]	1:14.08 [8]	1:44.51 [9]	2:14.28 [6]	2:43.42 [4]	1:58.77	1:57.41	+33m	23.40m
		Jack Laugher	Lead	Q4			201m	817m	816m	817m	636m	411m	406m	410m	407m				
5	7	NOSWEETSFORYOU	55.54	0:29.60	03.86	07.49	14.60	0:59.93	1:00.82	1:00.69	0:44.12 [6]	1:13.72 [7]	1:44.06 [5]	2:14.55 [8]	2:44.75 [5]	2:00.63	1:58.37	+4m	41.40m
		Kerryn Manning	Lead	Q1			202m	803m	804m	810m	629m	402m	401m	403m	407m				
6	8	EMJAYBEE	60.08	0:29.97	03.82	07.09	13.47	1:00.53	1:01.00	1:02.04	0:43.30 [4]	1:13.28 [3]	1:43.84 [4]	2:14.28 [6]	2:45.88 [6]	2:02.56	1:59.18	+18m	56.40m
		Daryl Douglas	Lead	Q1			199m	813m	812m	814m	628m	409m	405m	408m	407m				
7	3	TIFFS LITTLE SISTER NZ	59.60	0:29.38	03.51	06.76	13.49	0:59.34	1:00.42	1:02.57	0:44.21 [7]	1:13.59 [5]	1:43.55 [2]	2:14.01 [4]	2:46.13 [7]	2:01.92	1:59.36	+34m	59.80m
		David Moran	Lead	Q1			200m	819m	814m	812m	639m	412m	408m	407m	405m				

Note: Timing is based on positional data

[] Indicates rank at the end of each section

-:--:- No data available for this section

N/A Information not available

Tabcorp Park Melton VIC - M-CLASS

Race 9: LOGICAL STAFFING SOLUTIONS TATLOW STAKES (2YO FILLIES) (GROUP 2) - 2240m



21 October 2022 - 10:09PM



HARNESS RACING VICTORIA

RANK	TAB	Horse/ Driver	Top Speed (Km/h)	Fastest Section	First 50m	First 100m	First 200m	First Half	Middle Half	Last Half	Lead Time	1st Quarter	2nd Quarter	3rd Quarter	4th Quarter	Last Mile	Mile Rate	Distance Travelled	Gross Time/ Margin
					03.37	06.48	12.76	1:43.45	2:13.73	2:41.67	0:42.52	1:13.14 (0:30.62)	1:43.45 (0:30.31)	2:13.73 (0:30.28)	2:41.67 (0:27.94)				
8	1	CHIRRIPO	61.55	0:30.31	03.45	06.63	12.85	1:00.93	1:00.80	1:03.26	0:42.52 [1]	1:13.14 [1]	1:43.45 [1]	2:13.94 [2]	2:46.71 [8]	2:04.19	1:59.78	0m	67.20m
		Laura Crossland	Lead	Q2			199m	805m	804m	805m	627m	404m	402m	403m	403m				
9	5	CLIVES GIRL	62.91	0:30.59	03.36	06.48	12.76	1:01.62	1:01.54	1:03.25	0:42.53 [2]	1:13.22 [2]	1:44.16 [6]	2:14.75 [9]	2:47.42 [9]	2:04.88	2:00.28	+21m	76.70m
		Charlene Gusman	Lead	Q3			201m	813m	811m	811m	634m	409m	405m	406m	406m				

Note: Timing is based on positional data

[] Indicates rank at the end of each section

-:--:- No data available for this section

N/A Information not available

Tabcorp Park Melton VIC - M-CLASS

Race 10: WOODLANDS STUD PACE - 1720m

21 October 2022 - 10:36PM



HARNESS RACING VICTORIA

RANK	TAB	Horse/ Driver	Top Speed (Km/h)	Fastest Section	First 50m	First 100m	First 200m	First Half	Middle Half	Last Half	Lead Time	1st Quarter	2nd Quarter	3rd Quarter	4th Quarter	Last Mile	Mile Rate	Distance Travelled	Gross Time/ Margin
					03.15	06.20	12.90	1:04.61	1:32.83	2:01.34	0:06.72	0:35.45 (0:28.72)	1:04.61 (0:29.16)	1:32.83 (0:28.22)	2:01.34 (0:28.50)				
1	3	MAJOR DELICO	59.34	0:28.21	03.15	06.20	12.96	0:58.19	0:57.35	0:56.72	0:06.72 [1]	0:35.76 [2]	1:04.92 [3]	1:33.12 [3]	2:01.63 [2]	1:54.91	1:53.80	0m	3.80m
		Rodney Petroff	Lead	Q3			199m	805m	805m	806m	109m	404m	402m	404m	403m				
2	7	ULTIMATE VINNIE	56.07	0:27.39	03.54	06.90	13.95	0:58.82	0:56.17	0:55.04	0:07.47 [8]	0:37.51 [10]	1:06.30 [10]	1:33.68 [8]	2:01.34 [1]	1:53.86	1:53.53	+19m	2:01.34
		Sam Barker	Q3	Q3			203m	821m	812m	808m	110m	415m	407m	406m	403m				
3	10	SHEFFIELD SPARKY NZ	54.47	0:27.95	03.75	07.10	14.03	0:58.05	0:56.92	0:56.04	0:07.67 [9]	0:36.78 [8]	1:05.73 [8]	1:33.69 [9]	2:01.78 [3]	1:54.10	1:53.94	+26m	6m
		Jodi Quinlan	Lead	Q3			200m	815m	816m	822m	109m	409m	406m	411m	412m				
4	1	FOOLISH PLEASURE	56.87	0:28.22	03.24	06.39	13.21	0:58.21	0:57.36	0:56.71	0:06.95 [3]	0:36.04 [4]	1:05.17 [5]	1:33.40 [5]	2:01.89 [4]	1:54.93	1:54.05	+3m	7.50m
		James Herbertson	Lead	Q3			199m	806m	806m	807m	110m	404m	403m	404m	404m				
5	5	WOTDIDUSAAAY	58.31	0:28.22	03.17	06.28	12.90	0:57.80	0:57.39	0:57.36	0:06.80 [2]	0:35.45 [1]	1:04.61 [1]	1:32.83 [1]	2:01.98 [5]	1:55.17	1:54.13	+4m	8.50m
		Kerryn Manning	Lead	Q3			202m	807m	804m	807m	110m	407m	402m	404m	404m				
6	4	MESSERATI	57.47	0:28.16	03.30	06.50	13.28	0:58.10	0:57.14	0:56.99	0:07.02 [4]	0:36.15 [5]	1:05.13 [4]	1:33.28 [4]	2:02.12 [6]	1:55.09	1:54.26	+19m	10.30m
		John Caldwell	Lead	Q3			202m	816m	813m	814m	110m	411m	406m	408m	407m				
7	6	MAGIC MIKE NZ	56.45	0:28.13	03.32	06.53	13.26	0:57.74	0:57.15	0:57.32	0:07.07 [5]	0:35.80 [3]	1:04.82 [2]	1:32.95 [2]	2:02.14 [7]	1:55.06	1:54.28	+20m	10.80m
		Jack Laugher	Lead	Q3			203m	818m	814m	813m	110m	412m	406m	408m	405m				

Note: Timing is based on positional data

[] Indicates rank at the end of each section

-:--:- No data available for this section

N/A Information not available

Tabcorp Park Melton VIC - M-CLASS

Race 10: WOODLANDS STUD PACE - 1720m

21 October 2022 - 10:36PM



HARNESS RACING VICTORIA

RANK	TAB	Horse/ Driver	Top Speed (Km/h)	Fastest Section	First 50m	First 100m	First 200m	First Half	Middle Half	Last Half	Lead Time	1st Quarter	2nd Quarter	3rd Quarter	4th Quarter	Last Mile	Mile Rate	Distance Travelled	Gross Time/ Margin
					03.15	06.20	12.90	1:04.61	1:32.83	2:01.34	0:06.72	0:35.45 (0:28.72)	1:04.61 (0:29.16)	1:32.83 (0:28.22)	2:01.34 (0:28.50)				
8	11	ARDEN ROANOKE NZ	55.00	0:27.86	03.82	07.15	14.32	0:58.27	0:56.70	0:56.16	0:07.74 [10]	0:37.18 [9]	1:06.01 [9]	1:33.87 [10]	2:02.17 [8]	1:54.42	1:54.31	+19m	11.50m
		Nathan Jack	Q3	Q3			200m	817m	814m	814m	108m	411m	406m	408m	406m				
9	8	THE LAST CHANCE	56.17	0:28.06	03.59	06.83	13.67	0:58.15	0:57.05	0:56.73	0:07.39 [6]	0:36.56 [7]	1:05.55 [7]	1:33.61 [7]	2:02.27 [9]	1:54.88	1:54.41	+9m	12.50m
		David Moran	Lead	Q3			199m	807m	808m	812m	109m	404m	404m	405m	408m				
10	9	LOMBO HEAVEN	55.12	0:27.95	03.62	06.91	13.68	0:57.99	0:56.93	0:56.99	0:07.46 [7]	0:36.49 [6]	1:05.46 [6]	1:33.41 [6]	2:02.45 [10]	1:54.98	1:54.56	+25m	14.70m
		Anthony Butt	Lead	Q3			200m	817m	816m	818m	110m	410m	408m	409m	410m				

Scratched: HAYDEN BROMAC NZ (2)

Note: Timing is based on positional data

[] Indicates rank at the end of each section

-:--:-- No data available for this section

N/A Information not available

Tabcorp Park Melton VIC - M-CLASS

Race 11: ALLIED EXPRESS VICBRED PACE - 2240m

21 October 2022 - 11:07PM



HARNESS RACING VICTORIA

RANK	TAB	Horse/ Driver	Top Speed (Km/h)	Fastest Section	First 50m	First 100m	First 200m	First Half	Middle Half	Last Half	Lead Time	1st Quarter	2nd Quarter	3rd Quarter	4th Quarter	Last Mile	Mile Rate	Distance Travelled	Gross Time/ Margin
					03.26	06.37	12.85	1:46.98	2:15.16	2:42.81	0:45.22	1:16.16 (0:30.94)	1:46.98 (0:30.82)	2:15.16 (0:28.18)	2:42.81 (0:27.65)				
1	10	IM SHADOW BOXER	58.55	0:26.78	03.72	07.13	13.98	1:01.85	0:59.01	0:54.92	0:46.05 [6]	1:17.02 [7]	1:47.90 [7]	2:16.03 [6]	2:42.81 [1]	1:56.76	1:56.97	0m	2:42.81
		James Herbertson	Lead	Q4			199m	805m	807m	807m	627m	404m	402m	406m	403m				
2	1	JILLIBY DYNAMITE	62.89	0:27.86	03.26	06.37	12.85	1:01.77	0:59.01	0:56.04	0:45.21 [1]	1:16.16 [1]	1:46.98 [1]	2:15.16 [1]	2:43.02 [2]	1:57.81	1:57.12	+1m	2.79m
		Jason Lee	Lead	Q4			199m	805m	807m	808m	628m	403m	403m	405m	404m				
3	2	NINETEENTH MAN	60.41	0:27.73	03.36	06.57	13.15	1:01.81	0:59.01	0:55.90	0:45.50 [3]	1:16.46 [3]	1:47.31 [3]	2:15.48 [2]	2:43.20 [3]	1:57.70	1:57.26	+1m	5.27m
		Nathan Jack	Lead	Q4			199m	806m	807m	807m	629m	403m	404m	404m	404m				
4	8	OZZIE PLAYBOY	60.90	0:27.82	03.65	06.86	13.42	1:01.81	0:59.02	0:56.00	0:45.78 [5]	1:16.74 [5]	1:47.59 [5]	2:15.76 [4]	2:43.57 [4]	1:57.80	1:57.53	+3m	10.06m
		Abby Sanderson	Lead	Q4			200m	807m	807m	809m	627m	404m	403m	405m	405m				
5	11	MAJOR MANBAR	56.89	0:27.20	04.07	07.57	14.44	1:01.88	0:59.10	0:55.36	0:46.40 [9]	1:17.33 [9]	1:48.28 [9]	2:16.44 [8]	2:43.64 [5]	1:57.23	1:57.56	+2m	10.88m
		Ross Graham	Lead	Q4			199m	805m	808m	809m	628m	403m	403m	406m	404m				
6	9	ITS EBONYNIVORY	59.69	0:27.62	03.70	06.99	13.70	1:01.70	0:59.35	0:56.07	0:46.07 [7]	1:16.89 [6]	1:47.78 [6]	2:16.24 [7]	2:43.86 [6]	1:57.78	1:57.72	+30m	13.89m
		Chris Alford	Lead	Q4			201m	816m	817m	821m	633m	409m	408m	410m	411m				
7	7	IDYLLIC	56.78	0:26.86	03.84	07.36	14.51	1:01.68	0:59.21	0:55.13	0:47.06 [11]	1:17.80 [11]	1:48.75 [11]	2:17.01 [12]	2:43.88 [7]	1:56.81	1:57.74	+24m	14.16m
		Jordan Leedham	Lead	Q4			201m	816m	818m	814m	634m	408m	409m	410m	404m				

Note: Timing is based on positional data

[] Indicates rank at the end of each section

-:--:- No data available for this section

N/A Information not available

Tabcorp Park Melton VIC - M-CLASS

Race 11: ALLIED EXPRESS VICBRED PACE - 2240m

21 October 2022 - 11:07PM



HARNESS RACING VICTORIA

RANK	TAB	Horse/Driver	Top Speed (Km/h)	Fastest Section	First 50m	First 100m	First 200m	First Half	Middle Half	Last Half	Lead Time	1st Quarter	2nd Quarter	3rd Quarter	4th Quarter	Last Mile	Mile Rate	Distance Travelled	Gross Time/Margin
												1:16.16 (0:30.94)	1:46.98 (0:30.82)	2:15.16 (0:28.18)	2:42.81 (0:27.65)				
8	6	VILLACCI	57.77	0:27.44	03.52	07.02	14.02	1:01.72	0:59.31	0:55.83	0:46.39 [8]	1:17.21 [8]	1:48.12 [8]	2:16.51 [9]	2:43.96 [8]	1:57.56	1:57.80	+31m	15.29m
		(0:30.81)	(0:30.92)	(0:28.39)								(0:27.44)							
		Lisa Miles	Lead	Q4			203m	816m	817m	822m	634m	410m	407m	411m	412m	1640m			
9	5	DAYLIGHT AT DAWN	59.84	0:27.37	03.36	06.72	13.82	1:01.68	0:59.22	0:55.65	0:46.77 [10]	1:17.52 [10]	1:48.45 [10]	2:16.73 [11]	2:44.10 [9]	1:57.33	1:57.90	+36m	17.11m
		(0:30.74)	(0:30.94)	(0:28.28)								(0:27.37)							
		David Moran	Lead	Q4			203m	816m	816m	821m	640m	409m	407m	410m	412m	1638m			
10	3	RUBY WINGATE	60.80	0:28.45	03.30	06.52	13.14	1:01.76	0:59.38	0:57.80	0:45.72 [4]	1:16.56 [4]	1:47.48 [4]	2:15.94 [5]	2:45.28 [10]	1:59.56	1:58.75	+26m	33.12m
		(0:30.84)	(0:30.92)	(0:28.45)								(0:29.36)							
		Michael Bellman	Lead	Q3			200m	814m	816m	818m	633m	408m	407m	410m	409m	1634m			
11	12	COBBER	57.14	0:27.59	04.20	07.80	14.83	1:01.65	0:58.55	0:56.46	0:47.41 [12]	1:18.12 [12]	1:49.07 [12]	2:16.66 [10]	2:45.53 [11]	1:58.12	1:58.93	+23m	36.40m
		(0:30.70)	(0:30.96)	(0:27.59)								(0:28.87)							
		Ryan Sanderson	Lead	Q3			201m	815m	814m	813m	635m	409m	407m	408m	407m	1631m			
12	4	BET ON THE TIGER NZ	59.72	0:28.55	03.33	06.68	13.57	1:01.69	0:59.41	0:58.59	0:45.42 [2]	1:16.26 [2]	1:47.12 [2]	2:15.67 [3]	2:45.70 [12]	2:00.28	1:59.05	+28m	38.69m
		(0:30.83)	(0:30.86)	(0:28.55)								(0:30.04)							
		Jack Laugher	Lead	Q3			201m	815m	814m	814m	640m	408m	408m	407m	407m	1630m			

Note: Timing is based on positional data

[] Indicates rank at the end of each section

-:--:- No data available for this section

N/A Information not available